

# Grand Unification and Proton Decay

Borut Bajc<sup>a,1</sup>

<sup>a</sup> *J. Stefan Institute, 1000 Ljubljana, Slovenia*

## Contents

<b>0</b>	<b>Reminder</b>	<b>2</b>
<b>1</b>	<b>Introduction to grand unification</b>	<b>2</b>
1.1	The renormalization group equations (RGE) . . . . .	3
<b>2</b>	<b>The Georgi-Glashow SU(5) model</b>	<b>5</b>
2.1	The Higgs sector . . . . .	6
2.2	The Yukawa sector . . . . .	9
2.3	The gauge boson mass . . . . .	12
2.4	The violation of baryon and lepton numbers . . . . .	13
2.5	Proton decay from gauge boson exchange . . . . .	14
2.6	Proton decay from colour triplet exchange . . . . .	16
2.7	Magnetic monopoles $\leftrightarrow$ charge quantization . . . . .	16
2.8	The doublet-triplet splitting . . . . .	17
<b>3</b>	<b>Two realistic SU(5) models</b>	<b>17</b>
3.1	Minimal non-supersymmetric SU(5) . . . . .	18
3.2	Supersymmetric SU(5) version . . . . .	20
3.2.1	The Yukawa sector . . . . .	20
3.2.2	The Higgs sector . . . . .	21
3.2.3	Running in the non-renormalizable case . . . . .	21
3.2.4	Dimension 5 proton decay . . . . .	22
<b>4</b>	<b>SO(10) grand unification</b>	<b>24</b>
4.1	Representations . . . . .	24
4.2	Our choice of representations . . . . .	26
4.3	The Pati-Salam subgroup . . . . .	27
4.4	The Higgs sector . . . . .	28
4.5	The Yukawa sector . . . . .	31
4.6	Proton decay in susy SO(10) . . . . .	35
<b>5</b>	<b>Does nucleon decay mean grand unification?</b>	<b>35</b>

---

<sup>1</sup>borut.bajc@ijs.si

## 0 Reminder

This material can be covered<sup>2</sup> at the graduate level in around 4-5 hours. The choice of topics and the references are biased. This is not a review on the subject or a correct historical overview. The quotations I mention are incomplete and chosen merely for further reading.

There are some good books and reviews on the market. Among others I would mention [1, 2, 3, 4].

## 1 Introduction to grand unification

Let us first remember some of the shortcomings of the SM:

- too many gauge couplings

The (MS)SM has 3 gauge interactions described by the corresponding carriers

$$G_\mu^a \ (a = 1 \dots 8) \quad , \quad W_\mu^i \ (i = 1 \dots 3) \quad , \quad B_\mu \quad (1.1)$$

- too many representations

It has 5 different matter representations (with a total of 15 Weyl fermions) for each generation

$$Q, L, u^c, d^c, e^c \quad (1.2)$$

- too many different Yukawa couplings

It has also three types of  $3 \times 3$  (in generation space) Yukawa matrices  $Y_{U,D,E}$ :

$$\mathcal{L}_Y = u^c Y_U Q H + d^c Y_D Q H^* + e^c Y_E L H^* + h.c. \quad (1.3)$$

This notation is highly symbolic. It means actually

$$u_{\alpha k}^{cT} i\sigma_2 (Y_U)_{kl} Q_l^{\alpha a} \epsilon_{ab} H^b + d_{\alpha k}^{cT} i\sigma_2 (Y_D)_{kl} Q_l^{\alpha a} H_a^* + e_k^{cT} i\sigma_2 (Y_E)_{kl} L_l^a H_a^* \quad (1.4)$$

where we denoted by  $a, b = 1, 2$  the  $SU(2)_L$  indices, by  $\alpha, \beta = 1 \dots 3$  the  $SU(3)_C$  indices, by  $k, l = 1, \dots, N_g$  the generation indices, and where  $i\sigma_2$  provides Lorentz invariants between two spinors.

- massless neutrino

The SM at the renormalizable level predicts a massless neutrino (there is no right-handed neutrino  $\nu^c$ ), while a massive neutrino can be incorporated in a R-parity violating MSSM (we will not consider this option in these lectures). Notice that in

---

<sup>2</sup>A slightly different version has been covered at the ICTP summer school 2011 (4 lectures of 1h each), while up to section 3.1 included, with the exception of section 2.7, has been covered in a short course (2 lectures of 1,5h each) at KMI Nagoya in 2017.

order to parametrise the neutrino masses and mixings we need another  $3 \times 3$  matrix, either a Yukawa  $Y_{\nu_D}$  for Dirac neutrinos

$$\mathcal{L}_\nu(Dirac) = e^c Y_{\nu_D} LH \quad (1.5)$$

or a symmetric  $Y_N$  (and a new mass scale  $M$ ) for Majorana neutrinos

$$\mathcal{L}_\nu(Majorana) = (LH) \frac{Y_N}{M} (LH) \quad (1.6)$$

- charge quantization

Finally, there is no real explanation of the quantization of the electric charge. Although anomaly cancellation constraints do predict the electric charge quantization in the SM, this does not have any further experimental consequences. Also, any addition to it could involve non quantized charges.

The idea of grand unification theories (GUT) is to reduce all the gauge interactions to a single gauge group and all the fermionic multiplets into one or two different representations for each generation of matter. This typically implies some connections among different SM Yukawa couplings. Of course our SM gauge group should then be a subgroup of the grand unified gauge group, and the SM fermions included in the GUT matter representations. The electric charge operator is in a GUT made out of a linear combination of non-abelian gauge algebra generators, and its eigenvalues are obviously quantized. Finally, GUTs can be or not theories of neutrino mass. In some cases - for example in  $SU(5)$  - one can adjust the theory to give a nonzero neutrino mass (similar to add right-handed neutrinos in the SM), while some other GUTs - typically  $SO(10)$  - can be more predictive, and connect it to charged fermion Yukawas.

## 1.1 The renormalization group equations (RGE)

But what does unification really mean? That we put for example all SM gauge fields together in a bigger adjoint representation of a simple group is clear, but we know that the gauge couplings of the three SM gauge interactions are numerically different. So in which sense they can unify? Here it is crucial the notion of running coupling constants. We know that the gauge (and other) couplings run with energy. So what we have to do, is to let them run and check if they meet all three together [5]. And if they do, the scale at which this happens will be the scale of (the spontaneous breaking of) grand unification. Fortunately this is easy to do at the 1-loop level, all we need is to solve the renormalization group equations (RGEs):

$$\frac{dg_i}{d \log \mu} = -\frac{b_i}{(4\pi)^2} g_i^3 \quad i = 1, 2, 3 \quad (1.7)$$

The 1-loop beta coefficient  $b_i$  can be straightforwardly calculated via ( $G, F, B$  stay for gauge bosons, fermions, bosons)

$$b = \frac{11}{3} T_G - \frac{2}{3} T_F - \frac{1}{3} T_B \quad (1.8)$$

where at the scale  $\mu$  one must take into account all the particles with mass lower than  $\mu$ . The fermions here are Weyl (for a Dirac one should multiply by 2, i.e. take  $-4T_F/3$ ), while the bosons are complex (for a real one should divide by 2, i.e. take  $-T_B/6$ ). The Dynkin index

$$T_R \delta^{ab} = Tr (T_R^a T_R^b) \quad (1.9)$$

depends on the choice of the gauge group and on the representation  $R$  involved. The indices  $a, b$  run over the generators of the group ( $N^2 - 1$  in  $SU(N)$ ). The normalization usually chosen is  $T = 1/2$  for the fundamental representation (quarks and leptons in SM). Then one has in the  $SU(N)$  group for the adjoint  $T = N$ . To remember also that in  $SU(2)$  the generators in the fundamental are the Pauli matrices  $T_a^{ij} = \tau_a^{ij}/2$ , while in the adjoint representation are the Levi-Civita antisymmetric tensor  $T_a^{ij} = -i\epsilon_{aij}$ .

For supersymmetric theories we know that for each Weyl fermion (complex boson) there is a complex boson (Weyl fermion) in the same group representation, so (1.8) can be written more compactly as

$$b = 3T_G - T \quad (1.10)$$

The beta coefficients in the SM are  $b_i = (-41/10, 19/6, 7)$  (positive coefficients here mean asymptotic freedom). One knows the experimental values of  $g_i$  at  $M_Z$  and can evolve them towards larger scales  $\mu$  using (1.7). It is now easy to check that there is no unification of couplings in the SM. Two loops will not help so the only possibility for unification is to add new particles in order to change the beta coefficients for energies above their mass. We will see in the next sections two such examples.

There is one extra point to clarify. As we said, in non-Abelian groups

$$Tr T^2 = 1/2 \quad \text{for fundamental representations} \quad (1.11)$$

This is true for  $SU(2)$ ,  $SU(3)$  and  $SU(5)$ . But what about  $U(1)$ , i.e. the hypercharge of the SM? How do we normalize it? What is important (physical) is just the product between the coupling ( $g'$ ) and the charge ( $Y/2$ ). The idea is to redefine the coupling and the charge keeping their product the same:

$$g' \frac{Y}{2} = g_1 T_1 \quad (1.12)$$

i.e. from the old SM  $U(1)$  gauge coupling  $g'$  to the new  $g_1$ , so that now the new  $U(1)$  "generator"  $T_1$  is normalized to  $1/2$  for a fundamental representation of  $SU(5)$ . We will see later that one of the  $SU(5)$  representations is an antifundamental made out of  $d^c$  and  $L$ . We thus have

$$g_1^2 Tr T_1^2 = g_1^2 \frac{1}{2} = g'^2 Tr \left( \frac{Y}{2} \right)^2 = g'^2 \left( \underbrace{3 \left( \frac{1}{3} \right)^2}_{d^c} + \underbrace{2 \left( -\frac{1}{2} \right)^2}_L \right) \quad (1.13)$$

i.e.

$$g' = \sqrt{\frac{3}{5}} g_1 \quad (1.14)$$

The equations for  $g_1$  and  $g'$  are

$$\frac{dg_1}{d \log \mu} = -\frac{b_1}{(4\pi)^2} g_1^3 \quad \frac{dg'}{d \log \mu} = -\frac{b_Y}{(4\pi)^2} g'^3 \quad (1.15)$$

where

$$b_Y = \frac{11}{3} \sum_G \left(\frac{Y}{2}\right)^2 - \frac{2}{3} \sum_F \left(\frac{Y}{2}\right)^2 - \frac{1}{3} \sum_B \left(\frac{Y}{2}\right)^2 \quad (1.16)$$

Finally we get the useful expression

$$b_1 = \frac{3}{5} b_Y \quad (1.17)$$

It is  $g_1$  defined in (1.14) that has eventually to meet with  $g_2$  and  $g_3$  to get unification.

**Exercise:** Calculate the beta functions in the SM. Where do  $g_1$  and  $g_2$  ( $g_2$  and  $g_3$ ) meet?

## 2 The Georgi-Glashow SU(5) model

The Georgi-Glashow SU(5) grand unified model [6] includes the SM three generations of fermions (the number of generations in GUTs are not predicted, but put by hand, as in the SM) in the  $10_F$  and  $5_F^c$  representations

$$10_F = \begin{pmatrix} 0 & u_3^c & -u_2^c & u_1 & d_1 \\ -u_3^c & 0 & u_1^c & u_2 & d_2 \\ u_2^c & -u_1^c & 0 & u_3 & d_3 \\ -u_1 & -u_2 & -u_3 & 0 & e^c \\ -d_1 & -d_2 & -d_3 & -e^c & 0 \end{pmatrix}, \quad 5_F^c = \begin{pmatrix} d_1^c \\ d_2^c \\ d_3^c \\ e \\ -\nu \end{pmatrix} \quad (2.1)$$

The Higgs sector is made of an adjoint  $24_H$ , which gets a vacuum expectation value (vev) to spontaneously break  $SU(5) \rightarrow SU(3)_C \times SU(2)_W \times U(1)_Y$ :

$$\langle 24_H \rangle = \frac{v}{\sqrt{30}} \begin{pmatrix} 2 & 0 & 0 & 0 & 0 \\ 0 & 2 & 0 & 0 & 0 \\ 0 & 0 & 2 & 0 & 0 \\ 0 & 0 & 0 & -3 & 0 \\ 0 & 0 & 0 & 0 & -3 \end{pmatrix} \quad (2.2)$$

and of one fundamental representation, which contains also the SM Higgs doublet  $H = (H^+, H^0)^T$ :

$$5_H = (H_C^1, H_C^2, H_C^3, H^+, H^0)^T \quad (2.3)$$

Now we have the whole particle content. Let's see it in more detail.

## 2.1 The Higgs sector

The adjoint of SU(5) is Hermitian and transforms as

$$\Sigma \rightarrow U\Sigma U^\dagger \quad (2.4)$$

Keeping in mind that it is traceless, the only invariants we can write down up to the fourth power are

$$\text{Tr}\Sigma^2 \quad \text{Tr}\Sigma^3 \quad \text{Tr}\Sigma^4 \quad (2.5)$$

The most general potential (assuming an additional  $Z_2$  symmetry  $\Sigma \rightarrow -\Sigma$  for simplicity) is thus

$$V = -\frac{\mu^2}{2}\text{Tr}\Sigma^2 + \frac{\lambda}{4}\text{Tr}\Sigma^4 + \frac{\lambda'}{4}(\text{Tr}\Sigma^2)^2 \quad (2.6)$$

The tracelessness condition is taken into account by adding to the potential a Lagrange multiplier

$$\xi\text{Tr}\Sigma \quad (2.7)$$

The equations of motion are

$$\frac{\partial V}{\partial \Sigma_{ji}} = -\mu^2 \Sigma_{ij} + \lambda (\Sigma^3)_{ij} + \lambda' \text{Tr}\Sigma^2 \Sigma_{ij} + \xi \delta_{ij} = 0 \quad (2.8)$$

The Lagrange multiplier can be determined by requiring the trace of this equation (and of  $\Sigma$  as well) to vanish:

$$\delta_{ij} \frac{\partial V}{\partial \Sigma_{ji}} = \lambda \text{Tr}\Sigma^3 + 5\xi = 0 \quad (2.9)$$

to give

$$-\mu^2 \Sigma_{ij} + \lambda (\Sigma^3)_{ij} + \lambda' \text{Tr}\Sigma^2 \Sigma_{ij} - \frac{\lambda}{5} \text{Tr}\Sigma^3 \delta_{ij} = 0 \quad (2.10)$$

The Hermitian and traceless adjoint of SU(5) has 24 (real) degrees of freedom. Due to the gauge freedom, we can however rotate away the non-diagonal elements, since any Hermitian matrix  $\Sigma$  can be put in a diagonal form  $\Sigma^d$  with a proper choice of a unitary matrix  $U$ :

$$U\Sigma U^\dagger = \Sigma^d \quad (2.11)$$

This is nothing else than a gauge transformation that we are free to choose at will. From now on we will work with a diagonal

$$\Sigma_{ij} = \sigma_i \delta_{ij} \quad (2.12)$$

Eq. (2.10) becomes

$$\sigma_i^3 - \left( \frac{\mu^2}{\lambda} - \frac{\lambda'}{\lambda} \text{Tr}\Sigma^2 \right) \sigma_i - \frac{1}{5} \text{Tr}\Sigma^3 = 0 \quad (2.13)$$

For any fixed choice of the SU(5) invariants  $Tr\Sigma^2$ ,  $Tr\Sigma^3$  this equation is third order and we can thus have at most three different solutions.

Let's denote them by

$$\sigma = (\sigma_1, \sigma_2, \sigma_3) \quad (2.14)$$

Their multiplicities in the diagonal part of the adjoint  $\Sigma$  is

$$n = (n_1, n_2, n_3) \quad (2.15)$$

where  $n_i$  are non-negative integers satisfying

$$\sum_{i=1}^3 n_i = 5 \quad (2.16)$$

Tracelessness of  $\Sigma$  means

$$\sum_{i=1}^3 n_i \sigma_i = 0 \quad (2.17)$$

while the absence of the quadratic term  $\sigma_i^2$  means

$$\sum_{i=1}^3 \sigma_i = 0 \quad (2.18)$$

Barring trivial renaming there are five different solutions of eqs. (2.16), (2.17) and (2.18), summarized in Table 1.

$(n_1, n_2, n_3)$	$(\sigma_1, \sigma_2, \sigma_3)$	$diag(\Sigma)$
(5,0,0)	$(0, \sigma_2, -\sigma_2)$	$(0, 0, 0, 0, 0)$
(4,1,0)	$(\sigma_1, -4\sigma_1, 3\sigma_1)$	$(\sigma_1, \sigma_1, \sigma_1, \sigma_1, -4\sigma_1)$
(3,2,0)	$(\sigma_1, -3\sigma_1/2, \sigma_1/2)$	$(\sigma_1, \sigma_1, \sigma_1, -3\sigma_1/2, -3\sigma_1/2)$
(3,1,1)	$(0, \sigma_2, -\sigma_2)$	$(0, 0, 0, \sigma_2, -\sigma_2)$
(2,2,1)	$(\sigma_1, -\sigma_1, 0)$	$(\sigma_1, \sigma_1, -\sigma_1, -\sigma_1, 0)$

Table 1: Possible solutions of the SU(5) adjoint equations of motion with potential of quartic order.

The only case from Table 1 which is not obviously unrealistic is the third one: it breaks SU(5) into the SM  $SU(3) \times SU(2) \times U(1)$ . Let us now find the solution for the vev explicitly in terms of potential parameters. Our ansatz will be (the normalization is only for convenience)

$$\langle \Sigma \rangle = \frac{v}{\sqrt{30}} diag(2, 2, 2, -3, -3) \quad (2.19)$$

The potential becomes

$$V(v) = -\frac{1}{2}\mu^2 v^2 + \left(\frac{7\lambda}{30} + \lambda'\right) \frac{v^4}{4} \quad (2.20)$$

and the equation of motion

$$\frac{\partial V}{\partial v} = v \left[ -\mu^2 + \left( \frac{7\lambda}{30} + \lambda' \right) v^2 \right] = 0 \quad (2.21)$$

The solution

$$v^2 = \frac{30\mu^2}{7\lambda + 30\lambda'} \quad (2.22)$$

is a minimum only if

$$7\lambda + 30\lambda' > 0 \quad , \quad \mu^2 > 0 \quad (2.23)$$

Let us now calculate the spectrum in this sector. In the breaking of SU(5), the adjoint gets decomposed into pieces with SM quantum numbers. We get

$$24 \rightarrow O(8, 1, 0) + T(1, 3, 0) + S(1, 1, 0) + X(3, 2, -5/6) + \bar{X}(\bar{3}, 2, 5/6) \quad (2.24)$$

The adjoint can be imagined in blocks

$$\Sigma = \begin{pmatrix} 3 \times 3 & 3 \times 2 \\ 2 \times 3 & 2 \times 2 \end{pmatrix} \quad (2.25)$$

so the above fields live schematically in

$$\Sigma = \begin{pmatrix} O & X \\ \bar{X} & T \end{pmatrix} + \left( 1 + \frac{S}{v} \right) \langle \Sigma \rangle \quad (2.26)$$

We have to expand this matrix. In doing so we can take just one element of each representation, the other elements need to have the same mass since the SM symmetry is still preserved. Using a common normalization for all the fields we get

$$\Sigma = \begin{pmatrix} 2\frac{v+S}{\sqrt{30}} + \frac{O}{\sqrt{2}} & 0 & 0 & X & 0 \\ 0 & 2\frac{v+S}{\sqrt{30}} - \frac{O}{\sqrt{2}} & 0 & 0 & 0 \\ 0 & 0 & 2\frac{v+S}{\sqrt{30}} & 0 & 0 \\ \bar{X} & 0 & 0 & -3\frac{v+S}{\sqrt{30}} + \frac{T}{\sqrt{2}} & 0 \\ 0 & 0 & 0 & 0 & -3\frac{v+S}{\sqrt{30}} - \frac{T}{\sqrt{2}} \end{pmatrix} \quad (2.27)$$

We also do not need to expand all these together. It is enough to do separately for each of the fields  $O$ ,  $T$  and  $S$ , while  $X$  and  $\bar{X}$  have a common mass. We get

$$m_O^2 = \frac{\lambda}{6} v^2 \quad (2.28)$$

$$m_T^2 = \frac{2\lambda}{3} v^2 \quad (2.29)$$

$$m_{X\bar{X}}^2 = 0 \quad (2.30)$$

$$m_S^2 = 2\mu^2 \quad (2.31)$$

Few comments:



- to have a stable solution  $\lambda$  must be non-negative.
- for  $\lambda = 0$  we have 23 massless fields. This is a consequence of the Nambu-Goldstone theorem: for this coupling the potential has more symmetry,  $\text{SO}(24)$ . When this is broken by the fundamental of  $\text{SO}(24)$  (i.e. what we called the adjoint of  $\text{SU}(5)$ ) to  $\text{SO}(23)$ , we get

$$\frac{24 \times 23}{2} - \frac{23 \times 22}{2} = 23 \quad (2.32)$$

massless particles. The symmetry is not what we decide, but what the potential tells us!

- for  $\lambda > 0$ , the usual Goldstones of the  $\text{SU}(5)$  breaking are  $X, \bar{X}$ , i.e  $24 - 12 = 12$ .

## 2.2 The Yukawa sector

On top of the usual fermion representation ( $\epsilon_3$  is the 3-D Levi-Civita tensor and  $\epsilon_2 = i\tau_2$  is the corresponding 2-D one)

$$10_F = \begin{pmatrix} \epsilon_3 u^c & Q \\ -Q^T & \epsilon_2 e^c \end{pmatrix} \quad 5_F^c = \begin{pmatrix} d^c \\ \epsilon_2 L \end{pmatrix} \quad (2.33)$$

we introduce the Higgs representation

$$5_H = \begin{pmatrix} H_C \\ H \end{pmatrix} \quad (2.34)$$

It is not difficult to understand (2.33). We can construct the antifundamental out of  $Q, L, u^c, d^c$  and  $e^c$  counting the number of components and taking into account that the sum of all electric charges in a representation vanishes (the generators are traceless). The antisymmetric 10 on the other side must form a  $\text{SU}(5)$  and thus SM singlet when multiplied with two antifundamentals. SM quantum numbers thus uniquely determine the components up to coefficients.

There is an easy way to find invariants in  $\text{SU}(5)$ : fundamental representations (and their products) are the ones with indices up

$$F^{i_1 i_2 \dots i_n} \quad (2.35)$$

and transform as

$$F^{i_1 i_2 \dots i_n} \rightarrow U^{i_1}_{j_1} U^{i_2}_{j_2} \dots U^{i_n}_{j_n} F^{j_1 j_2 \dots j_n} \quad (2.36)$$

Similarly the antifundamentals

$$F_{i_1 i_2 \dots i_n} \quad (2.37)$$

transform under  $\text{SU}(5)$  as

$$F_{i_1 i_2 \dots i_n} \rightarrow F_{j_1 j_2 \dots j_n} (U^\dagger)^{j_1}_{i_1} (U^\dagger)^{j_2}_{i_2} \dots (U^\dagger)^{j_n}_{i_n} \quad (2.38)$$

There can be also mixed representations

$$F_{j_1 j_2 \dots j_m}^{i_1 i_2 \dots i_n} \quad (2.39)$$

that go like

$$F_{j_1 j_2 \dots j_m}^{i_1 i_2 \dots i_n} \rightarrow U^{i_1}_{k_1} U^{i_2}_{k_2} \dots U^{i_n}_{k_n} F_{l_1 l_2 \dots l_m}^{k_1 k_2 \dots k_n} (U^\dagger)^{l_1}_{j_1} (U^\dagger)^{l_2}_{j_2} \dots (U^\dagger)^{l_m}_{j_m} \quad (2.40)$$

Invariants are found as products of these fields so that upper indices match with lower ones (an implicit summation over two equal - one upper one lower - indices is assumed, as in general relativity), for example

$$M_{abc} N^{ab} K^c \quad (2.41)$$

On top of that one can use also the (5 index) Levi-Civita tensor

$$\epsilon_{i_1 i_2 \dots i_n} \quad \text{or} \quad \epsilon^{i_1 i_2 \dots i_n} \quad (\text{or mixed}) \quad (2.42)$$

Now we can understand better the presence of  $\epsilon_{2,3}$  in (2.33). Since antifundamentals carry indices down but  $L$  is fundamental, we need an  $\epsilon_2$  to get an overall index down:  $\epsilon_{ab} L^b$ . Similar considerations are for  $\epsilon^{\alpha\beta\gamma} u_\gamma^c$  and  $\epsilon^{ab} e^c$  in the expression of  $10_F^{ij}$ .

Using this simple method, we find out that in our case of a single Higgs in the fundamental representation there are two SU(5) (and Lorentz) invariants for the renormalizable Yukawas (two fermions, one Higgs)

$$\mathcal{L}_Y = 5_F^c Y_5 10_F 5_H^* + \frac{1}{8} \epsilon_5 10_F Y_{10} 10_F 5_H \quad (2.43)$$

$Y_5$  and  $Y_{10}$  are matrices in generation space. The factor 1/8 is taken for convenience and is of course optional, since it just redefines the Yukawa matrix  $Y_{10}$ .

Here we are interested in the Yukawa terms with the light (SM) Higgs, so the first term in (2.43) can be rewritten as

$$\begin{aligned} 5_F^c Y_5 10_F 5_H^* &= (d^c \quad -L\epsilon_2) Y_5 \begin{pmatrix} \epsilon_3 u^c & Q \\ -Q^T & \epsilon_2 e^c \end{pmatrix} \begin{pmatrix} H_C^* \\ H^* \end{pmatrix} \\ &\rightarrow d^c Y_5^c Q H^* + L Y_5^c e^c H^* \end{aligned} \quad (2.44)$$

The two terms are essentially similar, except for the fact that the SU(2) doublet and singlet fields are interchanged. Rewriting the second term as

$$L Y_5^c e^c H^* = e^c Y_5^T L H^* \quad (2.45)$$

it follows

$$Y_D = Y_E^T \quad (2.46)$$

i.e. the Yukawa (mass) matrix for down quarks is just the transpose of the Yukawa (mass) matrix of the charged leptons. This surprising result is just a consequence of SU(5) constraints. At a qualitative level this is a success of grand unification. It explains why the charged lepton and the down quark of the same generation have comparable masses. In the SM this is a coincidence, it could be anything, but from the point of view of grand unification we can now understand it, which is remarkable.

On a quantitative level, however, this simple relation is not exactly satisfied (it is not obvious to see it though, since these relations are valid at the GUT scale and one needs to run everything down by RGE to the low scale where these numbers are measured). We will come back to this issue later.

It is easy to understand the result (2.46) from the the following: the Higgs vev breaks SU(5) into SU(4), so that down quarks and charged lepton (which live in  $5_F^c$ ) must have the same Yukawa.

The second term in (2.43) is a bit more tricky to calculate, since it contains the 5-index Levi-Civita tensor, but it is already clear from the structure that  $Y_{10}$  is symmetric. Let us see what it describes in the low energy theory.

$$\epsilon_5 10_F Y_{10} 10_F 5_H = \epsilon_{ijklm} (10_F)^{ij} Y_{10} (10_F)^{kl} (5_H)^m \quad (2.47)$$

Let us divide the indices

$$SU(5) : \quad i, j, k, l, m = 1 \dots 5 \quad (2.48)$$

into two groups as usual:

$$SU(3) : \quad \alpha, \beta, \gamma = 1 \dots 3 \quad SU(2) : \quad a, b = 4 \dots 5 \quad (2.49)$$

We are interested in  $5_H$  with a SU(2) index, and let us put the other possible SU(2) index into the first or second  $10_F$ . (2.47) can be expanded then to

$$\begin{aligned} (2.47) &\rightarrow 2\epsilon_{\alpha\beta\gamma ab} (10_F)^{\alpha\beta} Y_{10} (10_F)^{\gamma a} (5_H)^b \\ &+ 2\epsilon_{\gamma a\alpha\beta b} (10_F)^{\gamma a} Y_{10} (10_F)^{\alpha\beta} (5_H)^b \\ &= 2\epsilon_{\alpha\beta\gamma ab} (10_F)^{\alpha\beta} (Y_{10} + Y_{10}^T) (10_F)^{\gamma a} (5_H)^b \end{aligned} \quad (2.50)$$

The factor of 2 comes from the two possibilities,  $(10_F)^{\gamma a}$  and  $(10_F)^{a\gamma}$ . Obviously

$$\epsilon_{\alpha\beta\gamma ab} = \epsilon_{\alpha\beta\gamma} \epsilon_{ab} \quad (2.51)$$

so we get further

$$\begin{aligned} &2\epsilon_{\alpha\beta\gamma} \epsilon^{\alpha\beta\delta} u_\delta^c (Y_{10} + Y_{10}^T) Q^{\gamma a} \epsilon_{ab} H^b \\ &= 4u_\delta^c (Y_{10} + Y_{10}^T) Q^{\delta a} \epsilon_{ab} H^b \end{aligned}$$

Finally we have (again in a compact notation)

$$\frac{1}{8} \epsilon_5 10_F Y_{10} 10_F 5_H = \frac{1}{2} u^c (Y_{10} + Y_{10}^T) Q H \quad (2.52)$$

and thus the Yukawa (mass) matrix for the up quarks is symmetric:

$$Y_U = Y_U^T \quad (2.53)$$

Let's summarize the relevant lesson we learned for the SM Yukawa couplings: the charged lepton mass matrix is proportional to the down quark mass matrix at the GUT scale, and the neutrinos are massless. How do we cure these shortcomings?

The first part, a correct description of the charged lepton and down quark masses, is relatively easy. One has essentially two choices in SU(5): either add a new Higgs representation, in this case for example a  $45_{\alpha\beta\gamma}$ , which contains also the standard model Higgs doublet, or allow non-renormalizable operators using the same minimal field content. To show the point we will consider now the second option. Let us add to (2.43) the following terms

$$\begin{aligned}\delta\mathcal{L}_Y &= 5_F^c Y_5^{(1)} 10_F \left( \frac{\Sigma}{\Lambda} 5_H^* \right) + 5_F^c Y_5^{(2)} \left( \frac{\Sigma}{\Lambda} 10_F \right) 5_H^* \\ &+ \frac{1}{8} \epsilon_5 10_F Y_{10}^{(1)} 10_F \left( \frac{\Sigma}{\Lambda} 5_H \right) + \frac{1}{8} \epsilon_5 10_F Y_{10}^{(2)} \left( \frac{\Sigma}{\Lambda} 10_F \right) 5_H\end{aligned}\quad (2.54)$$

where  $\Lambda$  is a UV cutoff.

Defining the SM Yukawa couplings through (1.3) we arrive at

$$\begin{aligned}Y_U &= \frac{1}{2} (Y_{10} + Y_{10}^T) - \frac{3}{2} \frac{v}{\sqrt{30}\Lambda} (Y_{10}^{(1)} + Y_{10}^{(1)T}) - \frac{1}{4} \frac{v}{\sqrt{30}\Lambda} (Y_{10}^{(2)} - 4Y_{10}^{(2)T}) \\ Y_D &= Y_5 - 3 \frac{v}{\sqrt{30}\Lambda} Y_5^{(1)} + 2 \frac{v}{\sqrt{30}\Lambda} Y_5^{(2)} \\ Y_E^T &= Y_5 - 3 \frac{v}{\sqrt{30}\Lambda} Y_5^{(1)} - 3 \frac{v}{\sqrt{30}\Lambda} Y_5^{(2)}\end{aligned}\quad (2.55)$$

We have now enough freedom to fit the charged lepton and down quark masses. Of course, at the expense of predictiveness. Remember that all these relations are valid at the GUT scale.

**Exercise:** Derive (2.55).

## 2.3 The gauge boson mass

The gauge bosons live in the adjoint of the gauge group. We have already expanded the adjoint in terms of the fields with good SM quantum numbers in (2.26). We can do the same for the gauge boson adjoint, where, of course, there is no vev, and we use the notation known from the SM for the known gauge bosons (SU(3)  $G_\mu$ , SU(2)  $W_\mu$ , U(1)  $B_\mu$ ):

$$\sqrt{2}A_\mu = \begin{pmatrix} G_\mu & X_\mu \\ \bar{X}_\mu & W_\mu \end{pmatrix} + \frac{B_\mu}{\sqrt{30}} \begin{pmatrix} 2 & 0 \\ 0 & -3 \end{pmatrix}\quad (2.56)$$

where we used the shorthand notation for the direction of the Higgs vev

$$\langle \Sigma \rangle = \frac{v}{\sqrt{30}} \begin{pmatrix} 2_{3 \times 3} & 0_{3 \times 2} \\ 0_{2 \times 3} & -3_{2 \times 2} \end{pmatrix} \rightarrow \frac{v}{\sqrt{30}} \begin{pmatrix} 2 & 0 \\ 0 & -3 \end{pmatrix}\quad (2.57)$$

The factor  $\sqrt{2}$  on the left-hand side of (2.56) takes into account the right normalization

$$A_\mu = \sum_{a=1}^{24} A_\mu^a T^a\quad (2.58)$$

with the Dynkin index for the fundamental representation equal to  $1/2$ .

The gauge boson mass can be calculated as in any Higgs mechanism through the kinetic term of the Higgs in question, i.e. through the covariant derivative

$$D_\mu \Sigma = \partial_\mu \Sigma + ig [A_\mu, \Sigma] \quad (2.59)$$

That this is the right combination for the covariant derivative can be seen from

$$\Sigma \rightarrow U \Sigma U^\dagger \quad , \quad A_\mu \rightarrow U A_\mu U^\dagger + \frac{1}{ig} U \partial_\mu U^\dagger \quad (2.60)$$

The matrix  $\Sigma$  is Hermitian, which is the matrix equivalent for reality. This means that also

$$(D^\mu \Sigma)^\dagger = \partial^\mu \Sigma + ig [A^\mu, \Sigma] \quad (2.61)$$

We are interested into the masses of the  $X - \bar{X}$ , all the other are in fact vanishing. The commutator becomes

$$[A_\mu, \Sigma] = -\frac{5v}{\sqrt{30}} \frac{1}{\sqrt{2}} \begin{pmatrix} 0 & X_\mu \\ -\bar{X}_\mu & 0 \end{pmatrix} \quad (2.62)$$

and the mass term in the Lagrangian is just  $(X_\mu (\bar{X}_\mu))$  is a  $3 \times 2$  ( $2 \times 3$ ) matrix)

$$\begin{aligned} \mathcal{L} = \frac{1}{2} Tr (D^\mu \Sigma D_\mu \Sigma) &\rightarrow -\frac{g^2}{2} \left( \frac{25v^2}{30} \right) \frac{1}{2} Tr \begin{pmatrix} 0 & X_\mu \\ -\bar{X}_\mu & 0 \end{pmatrix} \begin{pmatrix} 0 & X^\mu \\ -\bar{X}^\mu & 0 \end{pmatrix} \\ &\rightarrow \frac{5g^2v^2}{12} Tr (X_\mu \bar{X}^\mu) \end{aligned} \quad (2.63)$$

so that the mass is

$$M_X^2 = \frac{5}{12} g^2 v^2 \quad (2.64)$$

We will call it also  $M_{GUT}$ , i.e. the scale at which the three SM gauge couplings get unified.

## 2.4 The violation of baryon and lepton numbers

Baryon and lepton number conservation are peculiar to the SM: it is simply impossible in the SM to write down a baryon and/or lepton number violating term at the renormalizable level. We say that baryon and lepton numbers are accidental symmetries of the SM, they do not need to be imposed, but they follow from the field content and the requirement of gauge and Lorentz invariance. Thus, apart from anomalies (that give however a far too small contribution, proportional to  $\exp(-4\pi/\alpha_2) \approx 10^{-150}$ ) baryon and lepton numbers remain conserved, and thus loops cannot generate a nonzero nucleon decay rate or neutrino mass. Of course higher dimensional operators can violate baryon and lepton numbers. The lowest dimensional operators which lead to proton decay violate  $B + L$  but preserve  $B - L$  and are of the form

$$\mathcal{L}_{pdk} = \frac{1}{M^2} qqql + h.c. \quad (2.65)$$

where generically  $q$  denotes a quark with baryon number  $1/3$  (i.e.  $Q, \bar{u}^c, \bar{d}^c$ ) and  $L$  denotes a lepton with lepton number  $1$  (i.e.  $L, \bar{e}^c$ ), such that the combination is a SM singlet. This means that there can be only an even number of doublets and the total hypercharge must vanish. It is not difficult to show that they can be of the form (for simplicity we omit all possible  $\gamma$  matrices needed to make the 4-fermion interaction also Lorentz invariant),

$$qqql : QQ\bar{u}^c\bar{e}^c, \bar{u}^c\bar{d}^cQL, QQQQL, \bar{u}^c\bar{u}^c\bar{d}^c\bar{e}^c \quad (2.66)$$

The estimate for the amplitude which leads to proton decay is (similar to the muon decay through the four-fermion Fermi interaction which is proportional to  $1/M_W^2$ )

$$A(qq \rightarrow \bar{q}\bar{l}) \approx \frac{1}{M^2} \quad (2.67)$$

and thus the decay rate

$$\Gamma(p = qq\bar{q} \rightarrow q\bar{q}\bar{l} = \pi^0 e^+) \approx \frac{m_p^5}{M^4} \quad (2.68)$$

One can thus estimate that the experimental lifetime  $\tau_p = 1/\Gamma_p$  of  $10^{34}$  yrs or so constrains

$$M \gtrsim 10^{15.5} \text{ GeV} \quad (2.69)$$

The problem of the SM is that we cannot tell what are the coefficients in front. In short, the SM is not a theory of baryon and lepton number violation.

In GUTs different SM representations lie in same multiplets so baryon (and lepton) number is not conserved, not even at the renormalizable level, so there is nothing that prevents protons from decaying. And in fact we will now derive from the GUT Lagrangian exactly the operators of the form (2.65). The first two operators in (2.66) will come from the exchange of the heavy gauge bosons  $X_\mu$ , while the last two operators in (2.66) come from the exchange of the heavy colour triplet  $H_C$ .

## 2.5 Proton decay from gauge boson exchange

This contribution comes from gauge interaction, i.e. from the kinetic term of the fermions. Using the usual transformation rule

$$\hat{T}^a 5^c = -T^{aT} 5^c \quad (2.70)$$

where  $T^a$  on the right-hand side are the SU(5) generators in the fundamental representation (the Gell-Mann matrices), as well as (2.33) for  $5_F^c$ , we get

$$\begin{aligned} i\bar{5}_F^c \gamma^\mu D_\mu 5_F^c &\rightarrow (\bar{d}^c \quad \bar{\epsilon}_2 \bar{L}) \gamma^\mu i g \begin{pmatrix} -1 \\ \sqrt{2} \end{pmatrix} \begin{pmatrix} 0 & X_\mu \\ \bar{X}_\mu & 0 \end{pmatrix}^T \begin{pmatrix} d^c \\ \epsilon_2 L \end{pmatrix} \\ &= \frac{g}{\sqrt{2}} (\bar{d}^c \gamma^\mu \bar{X}_\mu^T \epsilon_2 L + \bar{\epsilon}_2 \bar{L} \gamma^\mu X_\mu^T d^c) \\ &= \frac{g}{\sqrt{2}} \left[ (\bar{d}^c)^\beta \gamma^\mu (\bar{X}_\mu)^b {}_b \epsilon_{ba} L^a + (\bar{L})_a \epsilon^{ab} \gamma^\mu (X_\mu)^\beta {}_b (d^c)_\beta \right] \end{aligned} \quad (2.71)$$

For the two index antisymmetric 10 the transformation rule is

$$\hat{T}^a 10 = T^a 10 - 10^T T^a T \quad (2.72)$$

**Exercise:** Find out the form of the hypercharge in the fundamental representation of SU(5) through its correct action on the matter  $5_F^c$  and  $10_F$ .

Due to antisymmetry of 10 this gives

$$\frac{1}{2} Tr \left( \overline{10} \hat{T}^a 10 \right) = Tr \left( \overline{10} T^a 10 \right) \quad (2.73)$$

i.e. it is enough to transform just the first index in 10. We continue by using the matrix form (2.33) for  $10_F$ :

$$\begin{aligned} & \frac{i}{2} Tr \left[ \overline{10}_F \gamma^\mu D_\mu 10_F \right] \rightarrow \\ & i Tr \left[ \begin{pmatrix} \epsilon_3 u^c & -\bar{Q}^T \\ \bar{Q} & \epsilon_2 e^c \end{pmatrix} \gamma^\mu i g \frac{1}{\sqrt{2}} \begin{pmatrix} 0 & X_\mu \\ \bar{X}_\mu & 0 \end{pmatrix} \begin{pmatrix} \epsilon_3 u^c & Q \\ -Q^T & \epsilon_2 e^c \end{pmatrix} \right] \\ & = \frac{g}{\sqrt{2}} Tr \left[ \overline{\epsilon_3 u^c} \gamma^\mu X_\mu Q^T + \bar{Q}^T \gamma^\mu \bar{X}_\mu \epsilon_3 u^c - \bar{Q} \gamma^\mu X_\mu \epsilon_2 e^c - \overline{\epsilon_2 e^c} \gamma^\mu \bar{X}_\mu Q \right] \\ & = \frac{g}{\sqrt{2}} \left( \epsilon_{\alpha\beta\delta} (\overline{u^c})^\alpha \gamma^\mu Q^{\delta b} + (\bar{Q})_{a\beta} \epsilon^{ab} \gamma^\mu e^c \right) (X_\mu)^\beta_b \\ & - \frac{g}{\sqrt{2}} \left( \epsilon^{\alpha\beta\delta} (\bar{Q})_{b\alpha} \gamma^\mu (u^c)_\delta + \overline{e^c} \gamma^\mu \epsilon_{ba} Q^{\beta a} \right) (\bar{X}_\mu)^b_\beta \end{aligned} \quad (2.74)$$

To this we have to add the gauge boson mass term (2.63):

$$M_X^2 (\bar{X}_\mu)^b_\beta (X_\mu)^\beta_b \quad (2.75)$$

These heavy fields we want to integrate out to get the effective 4-fermion (dimension 6) interaction. We thus sum up (2.71), (2.74) and (2.75), take the derivative first over  $(\bar{X}_\mu)^b_\beta$  to get

$$(X_\mu)^\beta_b = \frac{g}{\sqrt{2} M_X^2} \left[ \epsilon^{\alpha\beta\delta} (\bar{Q})_{b\alpha} \gamma_\mu (u^c)_\delta + \overline{e^c} \gamma_\mu \epsilon_{ba} Q^{\beta a} + (\overline{d^c})^\beta \gamma_\mu \epsilon_{ab} L^a \right] \quad (2.76)$$

then over  $(X_\mu)^\beta_b$  to obtain

$$(\bar{X}_\mu)^b_\beta = \frac{-g}{\sqrt{2} M_X^2} \left[ \epsilon_{\alpha\beta\delta} (\overline{u^c})^\alpha \gamma_\mu Q^{\delta b} + (\bar{Q})_{a\beta} \epsilon^{ab} \gamma_\mu e^c + (\bar{L})_a \epsilon^{ab} \gamma_\mu (d^c)_\beta \right] \quad (2.77)$$

The original Lagrangian thus becomes (only the B and L violating terms)

$$\mathcal{L}_{d=6} = \frac{g^2}{2 M_X^2} \epsilon_{\alpha\beta\delta} (\overline{u^c})^\alpha \gamma_\mu Q^{\delta b} \left( \overline{e^c} \gamma^\mu \epsilon_{ba} Q^{\beta a} + (\overline{d^c})^\beta \gamma^\mu \epsilon_{ab} L^a \right) + h.c. \quad (2.78)$$

We see that the mass  $M$  in (2.65) is now given by

$$\frac{1}{M^2} \approx \frac{g^2}{M_X^2} = \frac{1}{M_{GUT}^2} \quad (2.79)$$

and so we see that

$$M_{GUT} \gtrsim 10^{15.5} \text{ GeV} \quad (2.80)$$

## 2.6 Proton decay from colour triplet exchange

In the Georgi-Glashow SU(5) the Higgs stays in the fundamental, and the triplet partner  $H_C$  has Yukawa couplings that can be derived from (2.43) and look like

$$\mathcal{L}_Y(H_C) = H_C^* (LY_5 Q - d^c Y_5 u^c) - \left( \frac{1}{2} QY_{10} Q - u^c Y_{10} e^c \right) H_C \quad (2.81)$$

This triplet is heavy

$$\mathcal{L}_{mass}(H_C) = -M_{H_C}^2 H_C^* H_C \quad (2.82)$$

and its exchange leads to the Fermi interaction

$$\mathcal{L}_{d=6} = -\frac{1}{2M_T^2} (QY_{10} Q) (QY_5^T L) - \frac{1}{M_T^2} (d^c Y_5 u^c) (u^c Y_{10} e^c) \quad (2.83)$$

Since proton is made of first generation quarks, there will be mostly these Yukawas that will contribute. So for these operators the mass  $M$  in (2.65) is given by

$$\frac{1}{M^2} \approx \frac{y_u y_d}{M_{H_C}^2} \quad (2.84)$$

from which we can set the following experimental limit

$$M_{H_C} \gtrsim 10^{11} \text{ GeV} \quad (2.85)$$

## 2.7 Magnetic monopoles $\leftrightarrow$ charge quantization

One of the unexplained features of electrodynamics is the quantization of the electric charge. Since the non-Abelian generators have quantized eigenvalues, this then means that in the SM what is quantized is the hypercharge. This connection obviously reminds us of a possible explanation. If the SM gauge group derives from a non-Abelian common group, all the diagonal generators of it have quantized eigenvalues and thus the hypercharge and electric charge that follows from them are quantized as well.

One can come to a similar conclusion in an apparently completely different way. Imagine that there is a magnetic monopole with magnetic charge  $q_M$ . Dirac showed with quantum mechanical arguments (the wave-function must be single-valued) that all the electric charges  $q_E$  must in this case be quantized as

$$q_E q_M = n 2\pi \quad n \in \mathcal{Z} \quad (2.86)$$

But it turns out that a non-Abelian gauge group that gets broken into a final one with at least one Abelian factor actually has as a classical solution to the equation of motion a magnetic monopole. So the two explanations are connected.

GUT magnetic monopoles are heavy, order  $M_{GUT}$ , or even a bit more. Their magnetic field is quantized, and their eventual presence from the sky has been searched at the Gran Sasso National Laboratories. The experiment MACRO has put the best limit on their abundance in the universe [7].

Due to time constraints I will unfortunately not pursue this very fascinating subject in the following.



## 2.8 The doublet-triplet splitting

Before going into the description of particular realistic models, I would like to mention another peculiar characteristic of grand unified theories. The SM Higgs doublet, when embedded in a GUT representation, typically has as partners color triplets which mediate proton decay. The lower limit to its mass has been given in eq. (2.85).

On the other side, our Higgs doublet, the SU(5) partner of this heavy colour triplet  $H_C$ , has a (negative) mass term of order  $-M_Z^2$ , i.e. practically massless. The two requirements, a heavy colour triplet and a light weak doublet from the same multiplet, are difficult to achieve in a natural way. This is called the doublet-triplet splitting problem. Although formally one can satisfy these constraints, a light doublet and a heavy triplet from the same multiplet, this will need fine-tuning of the model parameters, unless one works in complicated and non-minimal set-ups. Let us see this a bit more precisely. The interaction between the Higgs responsible for SU(5) breaking (the  $24_H$ ) and the Higgs responsible for the electro-weak breaking (the  $5_H$ ) looks like

$$5_H^* (a + b24_H + c24_H^2) 5_H \quad (2.87)$$

Once the heavy Higgs gets a vev (2.2) the masses of the two parts of the fundamental multiplets split as

$$\left(a + 2b\frac{v}{\sqrt{30}} + c\frac{4v^2}{30}\right) |H_C|^2 + \left(a - 3b\frac{v}{\sqrt{30}} + c\frac{9v^2}{30}\right) |H|^2 = M_{H_C}^2 |H_C|^2 + M_H^2 |H|^2 \quad (2.88)$$

Due to (2.22) we need a fine-tuning of the parameters of the Lagrangian of order  $\mathcal{O}(M_H^2/M_{H_C}^2) \approx 10^{-20}$ . This is called the doublet-triplet splitting problem.

There are various ways of solving this problem, but unfortunately no minimal model has such solutions. So the solution of it, at least at the state of the art, needs non-minimal generalizations, and supersymmetry on top of that to stabilize it. Such solutions typically do not have particular predictions, i.e. they cannot be experimentally differentiated at low-energies from the minimal, fine-tuned, models. The issue, although probably important, seems thus at the moment a bit philosophical. For this reason I will not pursue the subject any longer.

## 3 Two realistic SU(5) models

The Georgi-Glashow model is very simple, but it has at least two problems. The first one is already enough to rule it out. It has to do with the fact that the gauge couplings do not unify, see fig. 1. Another way of saying, it predicts wrong gauge couplings at the scale  $M_Z$ .

On top of that, this model suffers from the same problem as the SM: it predicts massless neutrinos. It is actually even worse than the SM: there we could at least phenomenologically write down an effective Weinberg operator

$$\mathcal{L}_{Weinberg\ SM} = y_{ij}^{SM} \frac{(L_i H)(H L_j)}{M} + h.c. \quad (3.1)$$

With properly chosen values of  $y^{SM}/M$  we could fit the experimental numbers, since  $M$  can be essentially anything. This is not allowed anymore in SU(5). Although we can write down a similar effective operator

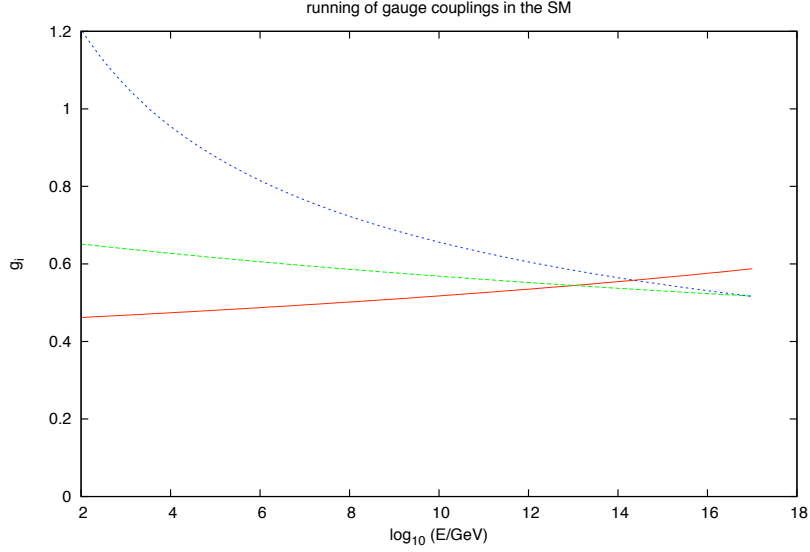


Figure 1: The running of the gauge couplings in SM.

$$\mathcal{L}_{Weinberg\ SU(5)} = y_{ij}^{SU(5)} \frac{(5_{F_i}^c 5_H)(5_H 5_{F_j}^c)}{M} + h.c. \quad (3.2)$$

the cutoff  $M$  cannot be lower than  $M_{GUT}$  if we want this theory to make sense at the unification scale. Due to proton decay constraints  $M_{GUT} \gtrsim 10^{16}$  GeV the resulting neutrino masses turn out too small ( $y \lesssim 1$  because of perturbativity assumption).

I will show now two examples of realistic models that can overcome these problems, the missing unification and the practically vanishing neutrino mass.

### 3.1 Minimal non-supersymmetric SU(5)

As we mentioned in the previous chapter, the idea is to include new degrees of freedom. For this purpose I will add to this model a fermionic adjoint [8], [9]. Under the SM it decomposes into

$$24_F = S(1, 1, 0) + T(1, 3, 0) + O(8, 1, 0) + X(3, 2, -5/6) + \bar{X}(\bar{3}, 2, 5/6) \quad (3.3)$$

**Exercise:** Derive (3.3). Hint:  $24 \sim \bar{5} \times 5$ .

The Higgs  $24_H$  obviously decomposes in a similar way. We have thus the following possibility for light states (the gauge singlets do not contribute to the beta function, while the  $X_H, \bar{X}_H$  get eaten by the longitudinal components of the SU(5) heavy gauge bosons via the Higgs mechanism):

$$\begin{aligned} \text{spin} = 0 : & \quad T_H(1, 3, 0), O_H(8, 1, 1), H^C(3, 1, -1/3) \\ \text{spin} = 1/2 : & \quad T(1, 3, 0), O(8, 1, 1), X(3, 2, -5/6), \bar{X}(\bar{3}, 2, 5/6) \end{aligned} \quad (3.4)$$

Although apparently a lot of freedom, there is not much choice for their masses, if we want unification. An important point is that in order to get lighter triplets and octets in  $24_F$ , higher dimensional operators has to be used, and so the maximum mass for the leptoquark is  $m_X \approx M_{GUT}^2/\Lambda$ , where  $\Lambda$  is the cutoff of the SU(5) model, at least  $100 M_{GUT}$  or so, to make it perturbative. For this reason one can show that

$$m_T \approx 1 \text{ TeV} \quad (3.5)$$

a neat prediction of the model. One can also show, that higher is the triplet mass, lower turns out to be the GUT scale, which means faster is the proton decay. At the moment the LHC lower limit for the triplet mass is around 800 GeV, although there are some assumptions there. This means that the proton lifetime in this model is smaller than  $\tau_p \lesssim 10^{35}$  yrs. So if we do not find it at the LHC, we should definitely find soon the proton decay, or discard the model.

**Exercise:** Derive (3.5) at 1-loop.

It is interesting that part of the spectrum is determined by the requirement of the SM being embedded in a GUT. And, even more exciting, the fermionic triplet lies in the range of the LHC.

We have now to solve the neutrino mass issue yet. We have two candidates for mediators of the see-saw mechanism, the fermionic singlet  $S$  (type I see-saw) and the fermionic triplet  $T$  (type III see-saw). They are coupled to the SM leptons as

$$\mathcal{L}_{Yuk} = y_T^i L_i T H + y_S^i L_i S H \quad (3.6)$$

to give the neutrino mass matrix ( $M_{T,S}$  are the triplet and singlet masses)

$$m_\nu^{ij} = \frac{v^2}{2} \left( \frac{y_T^i y_T^j}{m_T} + \frac{y_S^i y_S^j}{m_S} \right) \quad (3.7)$$

with rank two, so the model predicts one massless neutrino.

The fermionic weak triplet  $T = (T^+, T^0, T^-)$  decays through weak interactions mainly into a lepton and a gauge boson:

$$T^\pm \rightarrow W^\pm \nu \text{ or } Z^0 e^\pm \quad (3.8)$$

$$T^0 \rightarrow W^\pm e^\mp \text{ or } Z^0 \nu \quad (3.9)$$

with a decay width estimate

$$\Gamma_T \approx |y_T|^2 m_T \quad (3.10)$$

The decay rate depends on the same Yukawa couplings that are responsible for the neutrino mass. LHC could thus give us information on the yet unmeasured parameters of the neutrino sector.

To summarize, the minimal non-supersymmetric SU(5) model predicts

- a weak fermionic triplet with mass  $m_T \approx 1 \text{ TeV}$ ;
- one neutrino massless;
- neutrino mass matrix a mixture of type I and type III see-saw;
- triplet decays constrained by neutrino masses and mixings.

## 3.2 Supersymmetric SU(5) version

In the MSSM <sup>3</sup> the beta coefficients are  $b_i = (-33/5, -1, 3)$ . If we put all the superpartners at TeV, the three couplings unify in a single point at  $\mu \approx 10^{16}$  GeV [18] <sup>4</sup>. So, if we have supersymmetric partners at  $M_Z$  or close to 1 TeV as required by naturalness (hierarchy problem), then we have the unification of gauge couplings for free. This is one of the (main) motivations for supersymmetry with low scale (TeV) superpartners (and of unification in supersymmetric theories). Let us now construct a supersymmetric SU(5) GUT.

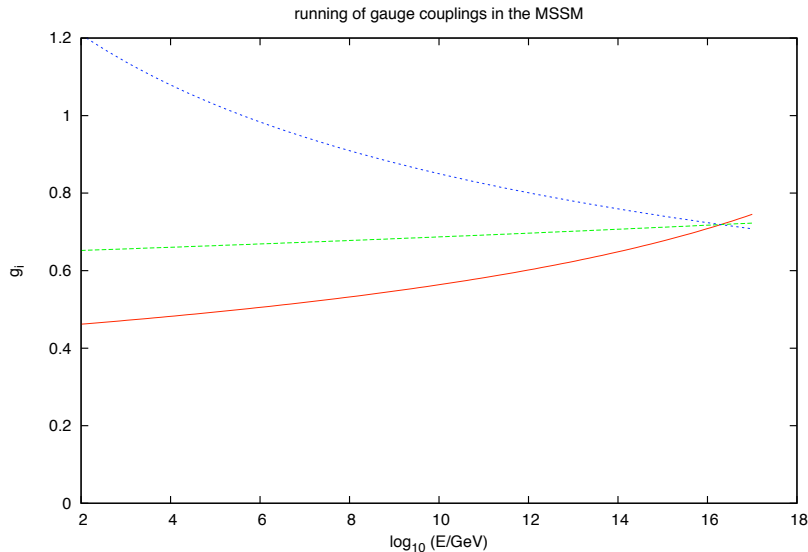


Figure 2: The running of the gauge couplings in MSSM.

### 3.2.1 The Yukawa sector

The Yukawa structure does not change, except that we have now two Higgs fundamental representations, call them  $5_H^u$  and  $5_H^d$ . They are needed for two reasons: anomaly cancellation and nonzero Yukawa couplings for both up and down sectors. Both requirements are just GUT generalizations of the well known reason for two Higgs doublets in MSSM. So we get the Yukawa (2.43) with  $5_H$  and  $5_H^*$  replaced by  $5_H^u$  and  $5_H^d$  from the following superpotential (now all the fields are actually chiral superfield)

$$W_Y = 5_F^c Y_5 10_F 5_H^d + \frac{1}{8} \epsilon_5 10_F Y_{10} 10_F 5_H^u \quad (3.11)$$

<sup>3</sup>There is an almost infinite amount of literature on supersymmetry, so to avoid to choose let me mention only my shorter [11] and longer [?] notes.

<sup>4</sup>In order to get unification from low energy susy, the authors of [18] predicted  $\sin^2 \theta_W$  to be higher than known at that time and the top mass to be around 200 GeV instead of the ten times lighter believed at that time, both predictions confirmed by later experiments.

The subscript  $F$  denotes matter (fermionic) multiplets. Regarding group theory, supersymmetry does not change the conclusions of symmetric  $Y_U$  and equality of  $Y_D = Y_E^T$ . Although running from  $M_{MSSM}$  to  $M_{GUT}$  changes with respect to the SM case, it does not get substantially closer to these relations. This can be cured by allowing large  $A$  soft terms, i.e. using the finite 1-loop contribution of the susy breaking threshold corrections. Other ways to make such a model realistic are similar to what has been used in the ordinary - non-supersymmetric case: either by adding a new Higgs superfield, for example a  $45_H$  (and a  $\overline{45}_H$ ), or allowing non-renormalizable terms. Let's stick for definiteness to the second possibility in the following.

### 3.2.2 The Higgs sector

Now what about the Higgs potential? The  $24_H$  is now a complex field. Its superpotential is given at the renormalizable level as

$$W_H = \frac{\mu}{2} Tr 24_H^2 + \frac{\lambda}{3} Tr 24_H^3 \quad (3.12)$$

As in the non-supersymmetric case will consider SM-like vacua, in which

$$\langle 24_H \rangle = \frac{v}{\sqrt{30}} diag(2, 2, 2, -3, -3) \quad (3.13)$$

with now  $v = \mu/\lambda$ .

**Exercise:** Show that other (degenerate) vacua are possible. For a discussion on their fate in supergravity see [19].

It is easy to show that in such renormalizable superpotential all the SM decomposed fields are at the same scale  $M_{GUT}$ . This is not necessarily true anymore if one includes also higher, non-renormalizable terms in the superpotential (3.12). Since we are forced to use non-renormalizable terms to cure bad mass relations in the Yukawa sector, we should allow for such possibility. Let's add thus

$$\delta W_H = \frac{c_1}{4\Lambda} Tr 24_H^4 + \frac{c_2}{4\Lambda} (Tr 24_H^2)^2 \quad (3.14)$$

where we leave for the moment the cut-off scale  $\Lambda$  free. It is now straightforward to find out in the limit  $\lambda \rightarrow 0$  the following relation

$$m_T = 4m_O \approx c \frac{v^2}{\Lambda} \quad (3.15)$$

**Exercise:** Calculate the Higgs spectrum in the general case and verify (3.15) in the  $\lambda \rightarrow 0$  limit. Explain why the  $X$  and  $\bar{X}$  are massless if only the superpotential is considered.

### 3.2.3 Running in the non-renormalizable case

What we just found out is very important, because we have now new states below the GUT scale  $v$ . For this reason we have to redo the renormalization group analysis for the gauge couplings:

$$\begin{aligned}
2\pi (\alpha_1^{-1}(M_Z) - \alpha_U^{-1}) &= -\frac{5}{2} \log \frac{M_{SUSY}}{M_Z} + \frac{33}{5} \log \frac{M_{GUT}}{M_Z} + \frac{2}{5} \log \frac{M_{GUT}}{m_T} \\
2\pi (\alpha_2^{-1}(M_Z) - \alpha_U^{-1}) &= -\frac{25}{6} \log \frac{M_{SUSY}}{M_Z} + \log \frac{M_{GUT}}{M_Z} + 2 \log \frac{M_{GUT}}{m_3} \\
2\pi (\alpha_3^{-1}(M_Z) - \alpha_U^{-1}) &= -4 \log \frac{M_{SUSY}}{M_Z} - 3 \log \frac{m_8}{M_Z} + \log \frac{M_{GUT}}{M_{H_C}}
\end{aligned} \tag{3.16}$$

Taking two linear combinations we can get rid of the experimentally unknown gauge coupling at the unification scale

$$\begin{aligned}
2\pi (3\alpha_2^{-1} - 2\alpha_3^{-1} - \alpha_1^{-1}) &= -2 \log \frac{M_{SUSY}}{M_Z} + \frac{12}{5} \log \frac{M_{H_C}}{M_Z} + 6 \log \frac{m_O}{m_T} \\
2\pi (5\alpha_1^{-1} - 3\alpha_2^{-1} - 2\alpha_3^{-1}) &= 8 \log \frac{M_{SUSY}}{M_Z} + 12 \log \frac{\sqrt{m_T m_O} M_{GUT}^2}{M_Z^3}
\end{aligned} \tag{3.17}$$

Denoting with  $M_{H_C}^0$  and  $M_{GUT}^0$  the values for the renormalizable case in which  $m_T = m_O = M_{GUT}^0$  we get first

$$M_{H_C} = M_{H_C}^0 \left( \frac{m_T}{m_O} \right)^{5/2} \tag{3.18}$$

$$M_{GUT} = M_{GUT}^0 \left( \frac{M_{GUT}^0}{\sqrt{m_T m_O}} \right)^{1/2} \tag{3.19}$$

and then, since  $m_T = 4m_O \approx M_{GUT}^2/\Lambda$

$$M_{H_C} = 32M_{H_C}^0 \tag{3.20}$$

$$M_{GUT} \approx \left[ (M_{GUT}^0)^3 \Lambda \right]^{1/4} \tag{3.21}$$

i.e. the GUT scale and the color triplet mass get increased. This is very important, and we will use it in the next section when considering proton decay.

### 3.2.4 Dimension 5 proton decay

In supersymmetry we have on top of the usual (dimension 6) heavy gauge boson (and gaugino) mediated proton decay modes also another, potentially much more dangerous decay mode coming from the exchange of the heavy color triplet Higgs from  $5_H^{u,d}$ . Using (2.33) and the corresponding

$$5_H^d = \begin{pmatrix} H_C^c \\ H_d \end{pmatrix} \quad 5_H^u = \begin{pmatrix} H_C \\ H_u \end{pmatrix} \tag{3.22}$$

one can easily derive in the renormalizable case (3.11) the coupling of these triplets to the SM chiral fermions (compare with (2.81))

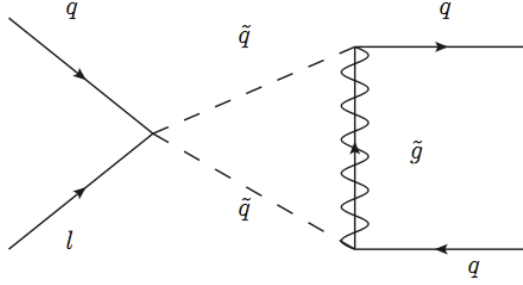


Figure 3: The  $d = 5$  proton decay operator closed by a wino exchange loop.

$$W_Y(H_C^c, H_C) = H_C^c (LY_5 Q - d^c Y_5 \epsilon_3 u^c) - \left( \frac{1}{2} QY_{10} Q - u^c Y_{10} e^c \right) H_C \quad (3.23)$$

These triplets are heavy, with mass term (compare with (2.82))

$$\mathcal{L}_{mass}(H_C^c, H_C) = -M_{H_C} H_C^c H_C \quad (3.24)$$

so they can be integrated out by solving the equations of motion, getting (compare with (2.83))

$$W_{d=5} = -\frac{1}{2M_{H_C}} (QY_{10} Q) (QY_5^T L) - \frac{1}{M_{H_C}} (d^c Y_5 u^c) (u^c Y_{10} e^c) \quad (3.25)$$

By itself this does not yet produce a proton decay 4-fermion operator at tree level, but only a baryon and lepton number violating term among two fermions and two sfermions, for example between two quarks, and a slepton and a squark. This is a dimension 5 operator. It can be however closed in a loop by for example exchange of a gaugino (gluino or wino) or Higgsino, giving rise to the usual 4-fermion interaction. An example of such diagrams is given on fig. 3. For a complete analysis of such processes and formulae involved see for example [13, 14].

Assuming the sfermion masses are bigger than the wino one, this gives rise to an operator of the form (schematically)

$$\left( \frac{Y_{10} Y_5}{M_{H_C}} \right) \left( \frac{\alpha_2}{4\pi} \right) \left( \frac{m_{\tilde{w}}}{m_{\tilde{q}}^2} \right) qqql \quad (3.26)$$

What is however peculiar here, is that such an operator is suppressed only by one inverse power of the heavy triplet mass, instead of the two powers of the heavy gauge boson mass in the usual  $d = 6$  operator. In principle this could give rise to a huge enhancement of the decay rate [15, 16]. There are however several reasons that make the proton lifetime long enough though [17]:

- the proton is made from first generation quarks, so at least some of the Yukawas involved are typically small;
- due to Yukawa higher dimensional operators needed to cure the wrong mass relations, the corresponding Yukawas appearing in the  $d = 5$  operator do not need to be connected to the fermion masses and can thus conspire to cancel the dangerous decay modes;

- a similar uncertainty is present in the squark sector: the mixing angles need not be related to the fermion ones, even if one takes into account the stringent constraints from flavor violating transitions;
- due to non-renormalizable operators in the Higgs sector the color octet and weak triplets can be, as shown in the previous section, lighter than the GUT scale, and thus can change the running. It is thus easy to accommodate a higher GUT scale and color triplet mass, thus suppressing further (3.26);
- finally, the susy scale could be raised a bit without destroying unification. This obviously helps by suppress the proton decay rate. Even better, if possible, is to use a split susy scenario with sfermions heavy while keeping gauginos and higgsinos light.

Due to all these uncertainties, proton decay is not yet a problem in the minimal supersymmetric SU(5). Even the renormalizable version is alive thanks mainly to an increase of the susy breaking scale and allowing non-universal and large susy breaking  $A$  terms [10].

What is however a problem, or better, a shortcoming of this model, is the description of neutrinos. There are some ways of curing it: one can allow for example for R-parity violating couplings [20], add extra representations ( $15_H$  and  $\overline{15}_H$ , a  $24_F$ , etc), leading to a correct fit of the neutrino data, but these generalizations typically do not lead to any prediction. The non-supersymmetric model described previously was an exception: due to its minimality and simplicity the model was predictive, which is no longer true in the supersymmetric version. In general cases the first (and probably last) non-trivial GUT model of neutrino mass is SO(10), which we will consider now.

## 4 SO(10) grand unification

SO(10) models are richer than SU(5) and there are more choices for the possible representations that can embed the SM. We will insist as so far to have the gauge symmetry as our only guidance and not include any more global continuous or discrete symmetries. This is not the only possible choice and much work has been done considering for example family (horizontal) and other symmetries on top of the gauge one.

We will go through SO(10) describing a specific supersymmetric model that has been first proposed 30 years ago [21, 22] but has been studied in detail only in the last decade.

### 4.1 Representations

There are two types of representations in SO(10) (and SO(N) in general): tensorial and spinorial. The first type is a bit what we were using in SU(5), although now there are no differences between upper and lower indices. For example the combination

$$M_{ijk}N_{ij}P_k \tag{4.1}$$

where repeated indices automatically run from 1 to 10 (N in SO(N)), is an SO(10) invariant. All this follows from the transformation rule of a fundamental index:

$$M'_i = O_{ij}M_j \tag{4.2}$$

which is easily generalized for more indices:



$$R'_{i_1 \dots i_N} = O_{i_1 j_1} \dots O_{i_N j_N} R_{j_1 \dots j_N} \quad (4.3)$$

where the transformation matrix

$$O_{ij} = \exp(i\alpha_{kl} T_{kl})_{ij} \quad (4.4)$$

$T_{kl}$  are the anti-symmetric generators (10 × 10 matrices, 45 of them independent) of SO(10), that satisfy the commutation relations

$$[T_{ij}, T_{kl}] = i(\delta_{ik} T_{jl} + \delta_{jl} T_{ik} - \delta_{il} T_{jk} - \delta_{jk} T_{il}) \quad (4.5)$$

All this is completely analogous to the well known SO(3) case of ordinary rotations in 3D space.

The different tensorial representations have one or more fundamental indices, and usually some extra constraint on them, for example symmetry, antisymmetry, tracelessness, and, as we will see later, (anti)self-duality. We will consider obviously only the lower dimensional ones, although in SO(10) very few representations are really low dimensional. The building block among tensorial representations is the fundamental 1-index  $10_i$ . With two indices we can construct either an antisymmetric  $45_{ij} = -45_{ji}$  or a symmetric  $54_{ij} = 54_{ji}$  combinations

$$10 \times 10 = 45 + 54 + 1 \quad (4.6)$$

We may use in the following also the 3 indices completely antisymmetric 120 (= 10 × 9 × 8/3!), a 4 indices completely antisymmetric 210 (= 10 × 9 × 8 × 7/4!) and 5-indices completely antisymmetric with an extra self (or anti-self) duality relation

$$126_{ijklm} = \pm \frac{i}{5} \epsilon_{ijklmnopqr} 126_{nopqr} \quad (4.7)$$

In fact,  $126 = (1/2)10 \times 9 \times 8 \times 7 \times 6/5!$ .

The spinorial representations are a bit more tricky. They follow from a different type of generators that satisfy (4.5). One must first generate the 10 ( $N$ ) different  $2^5 = 32$ -dimensional (in a general SO( $N$ ) the power is  $N/2$  for  $N$  even and  $(N-1)/2$  for  $N$  odd)  $\Gamma$  matrices that satisfy the anticommutation relation

$$\{\Gamma_i, \Gamma_j\} = 2\delta_{ij} \quad (4.8)$$

Then the 45 matrices  $32 \times 32$

$$\Sigma_{ij} = \frac{1}{4i} [\Gamma_i, \Gamma_j] \quad (4.9)$$

satisfy the SO(10) commutation relations (4.5). The explicit form of the  $\Gamma$  and thus  $\Sigma$  matrices can be found in [23, 24].

Similarly as in the 4-dimensional Lorentzian case which obeys SO(4) algebra, the analogue of the charge conjugation is

$$B = i\Gamma_2\Gamma_4 \dots \Gamma_{10} \quad (4.10)$$

which satisfy

$$\Sigma_{ij}^T B = -B \Sigma_{ij} \quad (4.11)$$

With it we can write the following objects

$$32^T B \Gamma_{i_1} \dots \Gamma_{i_n} 32 \quad (4.12)$$

which transform as an SO(10) tensor with  $n$  (completely antisymmetric) indices.

The spinorial 32-dimensional representation is reducible. One can in fact define the analogue of  $\gamma_5$  in Minkowski spacetime as

$$\Gamma_{FIVE} = i\Gamma_1\Gamma_2\dots\Gamma_{10} \quad (4.13)$$

and project the left 16 and right  $\overline{16}$  states as

$$16 = \frac{1}{2}(1 + \Gamma_5) 32 \quad \overline{16} = \frac{1}{2}(1 - \Gamma_5) 32 \quad (4.14)$$

Now we have enough knowledge to see better into the useful representations of SO(10).

## 4.2 Our choice of representations

First, the matter fields of one generation live in a single 16 dimensional (spinorial) representation of SO(10). It is great that all SM fermions are unified, and the 16<sup>th</sup> element is a singlet, the right-handed neutrino:

$$16_F = (Q, u^c, d^c, L, \nu^c, e^c) \quad (4.15)$$

This obviously calls for the see-saw mechanism [25, 26]. Also, it is not strange that different Yukawas will be connected now. So one can derive in SO(10) various constraints among SM Yukawa couplings (quarks and leptons, neutrino included).

Second, only three types of Yukawas are possible, i.e. only 10, 120 and 126 dimensional Higgses of SO(10) can couple to spinorial bilinears

$$16 \times 16 = 10 + 120 + 126 \quad (4.16)$$

We will keep just two of them, 10 and 126 only, with the SM Higgs doublets (remember that in MSSM there must be two Higgs doublets) living in both 10 and 126 (i.e. linear combinations of doublets there) [27, 28]. Schematically

$$W_{Yukawa SO(10)} = 16_F(Y_{10}10_H + Y_{126}126_H)16_F \quad (4.17)$$

SO(10) constraints the Yukawa matrices in generation space  $Y_{10}$  and  $Y_{126}$  to be symmetric ( $Y_{120}$  turns out to be antisymmetric).

Third, SO(10) has rank 5, the SM rank 4. So to break the rank one needs to give a vev to the SM singlet in 126 (another, non-minimal option is to add a new Higgs in a 16 dimensional representation). But since we are in supersymmetry, another superfield, the  $\overline{126}$ , must be introduced to cancel the nonzero D-terms (or, better, to allow the rank breaking). Notice that here the situation is different from the introduction of the second Higgs doublet in MSSM: SO(10) is anomaly free by construction, no matter what representation one chooses.

This same (126) vev is the one that gives mass to the right-handed neutrino. Notice that this means that its mass matrix has the same Yukawa  $Y_{126}$  that is used for other fermion masses, a powerful consequence of SO(10) gauge invariance.

Finally, the renormalizable Higgs sector needed to break  $\text{SO}(10)$  into SM can be constructed with 54 and 45 or 210 only, on top of the above-mentioned  $126 - \overline{126}$  pair. Since only the second choice allow in supersymmetry weak doublet mixing in 10 and 126, we will stick to this choice.

Finally, an adjoint 45 dimensional vector multiplet will describe the gauge part of  $\text{SO}(10)$ .

To summarize: we will work with

$$3 \times 16_F, 10_H, 126_H, \overline{126}_H, 210_H, 45_V \quad (4.18)$$

The index  $F$  means that our light fermions are living there,  $H$  that sooner or later some of the fields are getting a nonzero vev, and  $V$  refers to the vector superfield.

### 4.3 The Pati-Salam subgroup

Here it is perhaps time to introduce the Pati-Salam (PS) subgroup of  $\text{SO}(10)$ . It is a left-right symmetric model with 4 colors, i.e. the product group  $\text{SU}(2)_L \times \text{SU}(2)_R \times \text{SU}(4)_C$ . The matter fields under it are

$$16 = (2, 1, 4) + (1, 2, \bar{4}) \quad (4.19)$$

where the left and right handed doublets are in

$$(2, 1, 4) = \begin{pmatrix} u_1 & u_2 & u_3 & \nu \\ d_1 & d_2 & d_3 & e \end{pmatrix} \quad , \quad (1, 2, \bar{4}) = \begin{pmatrix} u_1^c & u_2^c & u_3^c & \nu^c \\ d_1^c & d_2^c & d_3^c & e^c \end{pmatrix} \quad (4.20)$$

Notice that leptons are just the 4<sup>th</sup> color.

The 10 and 126 dimensional Higgses get decomposed under the PS subgroup (not the SM anymore!) as (for this and most other group theory results the reader should consult the famous review of Slansky [29])

$$10 = (2, 2, 1) + (1, 1, 6) \quad (4.21)$$

$$126 = (2, 2, 15) + (3, 1, \overline{10}) + (1, 3, 10) + (1, 1, 6) \quad (4.22)$$

$$\overline{126} = (2, 2, 15) + (1, 3, \overline{10}) + (3, 1, 10) + (1, 1, 6) \quad (4.23)$$

$$210 = (1, 1, 1) + (2, 2, 6) + (3, 1, 15) + (1, 3, 15) \\ + (2, 2, 10) + (2, 2, \overline{10}) + (1, 1, 15) \quad (4.24)$$

$$45 = (3, 1, 1) + (1, 3, 1) + (2, 2, 6) + (1, 1, 15) \quad (4.25)$$

I derived the above in the following way. Remember that the PS theory is locally equivalent to  $\text{SO}(4) \times \text{SO}(6)$ , since locally  $\text{SO}(4) \sim \text{SU}(2)_L \times \text{SU}(2)_R$  and  $\text{SO}(6) \sim \text{SU}(4)_C$ .

$10_i$  has one index of  $\text{SO}(10)$ ,  $i$ , which runs from 1 to 10. The elements in 10 with index  $i$  from 1 to 4 represent a 4 of  $\text{SO}(4)$ , i.e. a  $(2, 2, 1)$  under Pati-Salam. The remaining elements  $10_i$  with  $i = 5, \dots, 10$  are a 6 of  $\text{SO}(6)$ , thus a  $(1, 1, 6)$  of PS.

On the other side 126 is a 5-index completely antisymmetric matrix with a self-dual relation that modes out half of the degrees of freedom. We can just repeat the previous case of 10, but now with 5 indices. For example, taking all 5 indices running from 5 to 10 and antisymmetrizing them we get just a 6 of  $\text{SO}(6)$  (in 6 dimensions a 1-form is dual to

a 5-form, i.e. in d-dimensions an object with p completely antisymmetric indices has the same number of components as an object with d-p completely antisymmetric indices), i.e. a (1,1,6) of PS. We continue then with 4 indices of SO(6) and one index of SO(4) to get a (2,2,15) of PS, etc.

**Exercise:** Derive the decompositions in (4.21)-(4.25).

One last thing will be useful in future: the electric charge can be written with the following symmetric combination of SO(10) generators:

$$Q_{em} = T_{3L} + T_{3R} + \frac{B-L}{2} \quad (4.26)$$

Here  $T_{3L,R}$  are the eigenvalues of the third generator in  $SU(2)_{L,R}$ , in fundamental representation for example from the usual Pauli matrix  $\tau_3/2$ :

$$T_3 = \frac{1}{2} \begin{pmatrix} 1 & 0 \\ 0 & -1 \end{pmatrix} \quad (4.27)$$

while  $B-L$  is proportional to the last, 15<sup>th</sup> generator of  $SU(4)_C$ , in fundamental representation for example by

$$\frac{B-L}{2} = \frac{1}{3} \begin{pmatrix} 1 & 0 & 0 & 0 \\ 0 & 1 & 0 & 0 \\ 0 & 0 & 1 & 0 \\ 0 & 0 & 0 & -3 \end{pmatrix} \quad (4.28)$$

## 4.4 The Higgs sector

We have now most of the ingredients needed to describe the SO(10) breaking into the SM. First of all, which of the Higgs involved contain SM singlets? After a look to their Pati-Salam decomposition we find these candidates in  $\Phi(210)$ ,  $\Sigma(126)$  and  $\bar{\Sigma}(\bar{1}2\bar{6})$ . We denote their vevs as

$$\begin{aligned} p &= \langle \Phi(1, 1, 1) \rangle \quad , \quad a = \langle \Phi(1, 1, 15) \rangle \quad , \quad \omega = \langle \Phi(1, 3, 15) \rangle \\ \sigma &= \langle \Sigma(1, 3, 10) \rangle \quad , \quad \bar{\sigma} = \langle \bar{\Sigma}_H(1, 3, 10) \rangle \end{aligned} \quad (4.29)$$

The most general renormalizable SO(10) invariant superpotential with fields  $\Phi$ ,  $\Sigma$  and  $\bar{\Sigma}$  can be written ([30])

$$\begin{aligned} W_{Higgs} &= \frac{m_\Phi}{4!} \Phi_{ijkl} \Phi_{ijkl} + \frac{m_\Sigma}{5!} \Sigma_{ijklm} \bar{\Sigma}_{ijklm} \\ &+ \frac{\lambda}{4!} \Phi_{ijkl} \Phi_{klmn} \Phi_{mni j} + \frac{\eta}{4!} \Phi_{ijkl} \Sigma_{ijmno} \bar{\Sigma}_{klmno} \end{aligned} \quad (4.30)$$

The next step is to rewrite this same superpotential (4.30) in terms of SM singlets (4.29). To do that we need to localize the SM, i.e. find out in which components of representations  $\Phi$ ,  $\Sigma$  and  $\bar{\Sigma}$  they live (i.e. to calculate the Clebsch-Gordan coefficients).

The fundamental representation of SO(10) satisfies (4.5), and is given by

$$(T_{ij})_{kl} = -i(\delta_{ik}\delta_{jl} - \delta_{il}\delta_{jk}) \quad (4.31)$$

The Cartan subalgebra of  $\text{SO}(10)$  (the maximal Abelian subgroup of  $\text{SO}(10)$ ) is 5-dimensional, and is composed of

$$T_{12}, T_{34}, T_{56}, T_{78}, T_{90} \quad (4.32)$$

The SM generators and  $B - L$  are linear combinations of these Cartan generators. Let's see it.

Remember that indices from 1 to 4 mean the left-right  $\text{SU}(2)_L \times \text{SU}(2)_R$  subgroup, while those from 5 to 10 (this last denoted for simplicity just by 0) live in  $\text{SU}(4)_C$ . Let's consider the first case. It boils down to the known way of writing  $\text{SU}(2) \times \text{SU}(2)$  generators  $T_{L,R}^{1,2,3}$  from the  $\text{SO}(4)$  generators  $T_{ij}$  ( $i < j$  and running from 1 to 4).

Take one index as particular, and define ( $a, b, c$  now run from 1 to 3):

$$T_{a4} = K_a \quad T_{ab} = \epsilon_{abc} J_c \quad (4.33)$$

Since  $T_{ij}$  satisfy (4.5), the new generators satisfy

$$[K_a, K_b] = i\epsilon_{abc} J_c \quad [J_a, K_b] = i\epsilon_{abc} K_c \quad [J_a, J_b] = i\epsilon_{abc} J_c \quad (4.34)$$

Just one step more and define

$$T_L^a = \frac{1}{2}(J_a + K_a) \quad T_R^a = \frac{1}{2}(J_a - K_a) \quad (4.35)$$

with the  $\text{SU}(2)_L \times \text{SU}(2)_R$  commutation relations

$$[T_{L,R}^a, T_{L,R}^b] = i\epsilon_{abc} T_{L,R}^c \quad [T_{L,R}^a, T_{R,L}^b] = 0 \quad (4.36)$$

In components one has in terms of the original generators

$$\begin{aligned} T_L^1 &= \frac{1}{2}(T_{23} + T_{14}) & T_R^1 &= \frac{1}{2}(T_{23} - T_{14}) \\ T_L^2 &= \frac{1}{2}(T_{31} + T_{24}) & T_R^2 &= \frac{1}{2}(T_{31} - T_{24}) \\ T_L^3 &= \frac{1}{2}(T_{12} + T_{34}) & T_R^3 &= \frac{1}{2}(T_{12} - T_{34}) \end{aligned} \quad (4.37)$$

Similarly we find the  $\text{SU}(4)_C$  generators explicitly from the  $\text{SO}(6)$  ones:

$$\begin{aligned} T_{3L} &\propto T_{12} + T_{34} \\ T_{3R} &\propto T_{12} - T_{34} \\ B - L &\propto T_{56} + T_{78} + T_{90} \\ T_{3C} &\propto T_{56} - T_{78} \\ T_{8C} &\propto T_{56} + T_{78} - 2T_{90} \end{aligned} \quad (4.38)$$

**Exercise:** Find out the proportionality factors in (4.38).

Let's come back to our original problem, i.e. finding where the SM singlets live. Imagine the generator  $T_{12}$ . It acts on a one index object as

$$\left(\hat{T}_{12}X\right)_k = (T_{12})_{kl} X_l = -i(\delta_{1k}X_2 - \delta_{2k}X_1) \quad (4.39)$$

Since for  $X_{k_1 k_2 \dots k_N}$  the transformation rule is as usual

$$\left(\hat{T}_{ij}X\right)_{k_1 k_2 \dots k_N} = (T_{ij})_{k_1 l} X_{l k_2 \dots k_N} + (T_{ij})_{k_2 l} X_{k_1 l \dots k_N} + \dots + (T_{ij})_{k_N l} X_{k_1 k_2 \dots l} \quad (4.40)$$

we can immediately find out that

$$T_{2i-1, 2i} X_{2k-1, 2k} = 0 \quad (4.41)$$

for any  $i, k = 1, 5$ . This is a necessary constraint for a SM singlet, but not sufficient. For example a 15 of  $SU(4)_C$  has 3 such objects with the eigenvalues of all Cartan generators (U(1) quantum numbers) zero. The fundamental of  $SU(4)$  get decomposed into  $SU(3) \times U(1)$  as

$$4 = (3, -1/3) + (1, 1) \quad (4.42)$$

so that the adjoint becomes

$$\begin{aligned} 15 &= (4 \times \bar{4}) - 1 = [(\bar{3}, 1/3) + (1, -1)] \times [(3, -1/3) + (1, 1)] - 1 \\ &= (8, 0) + (1, 0) + (3, -4/3) + (\bar{3}, 4/3) \end{aligned} \quad (4.43)$$

In the octet of  $SU(3)$  there are two elements with zero  $T_3$  and  $T_8$ , i.e. the neutral pion and eta. These should not be counted.

So which are the SM singlet states in 210? The easiest one is the PS singlet (all 4  $SO(4)$  indices) which is

$$p = \langle \Phi_{1234} \rangle \quad (4.44)$$

All the possible permutations are also possible (remember that  $\Phi$  is completely anti-symmetric in its 4 indices).

Next comes the  $(1, 1, 15)$ , which is made from all 4  $SO(6)$  indices:

$$a = \langle \Phi_{5678} \rangle = \langle \Phi_{5690} \rangle = \langle \Phi_{7890} \rangle \quad (4.45)$$

Finally we have the mixed  $(1, 3, 15)$ , so that

$$\omega = \langle \Phi_{1256} \rangle = \langle \Phi_{1278} \rangle = \langle \Phi_{1290} \rangle = \langle \Phi_{3456} \rangle = \langle \Phi_{3478} \rangle = \langle \Phi_{3490} \rangle \quad (4.46)$$

We will not go through the whole derivation for the  $\Sigma$ , which is a bit more complicated, but one can have a look for example to [31]. Plugging this directions into the superpotential we get

$$\begin{aligned} W_{Higgs} &= m_\Phi (p^2 + 3a^2 + 6\omega^2) + 2\lambda (a^3 + 3p\omega^2 + 6a\omega^2) \\ &+ m_\Sigma \bar{\sigma}\sigma + \eta \bar{\sigma}\sigma (p + 3a - 6\omega) \end{aligned} \quad (4.47)$$

The minimization of this superpotential leads to non-zero values of the vevs  $p, a, \omega$  and  $\sigma = \bar{\sigma}$ . This last equality follows from D-terms.

**Exercise:** Analyze the possible minima of (4.47). Check the results in [31].

## 4.5 The Yukawa sector

From (4.17) and the above decomposition it is easy to get the SM Yukawas. For example

$$\begin{aligned}
16_F 10_H 16_F &\rightarrow (2, 1, 4)_F (2, 2, 1)_H (1, 2, \bar{4})_F \\
16_F 126_H 16_F &\rightarrow (2, 1, 4)_F (2, 2, 15)_H (1, 2, \bar{4})_F + (1, 2, \bar{4})_F (1, 3, 10)_H (1, 2, \bar{4})_F \\
&\quad + (2, 1, 4)_F (3, 1, \overline{10})_H (2, 1, 4)_F + \dots
\end{aligned} \tag{4.48}$$

The SM doublets live in  $(2, 2, 1)_H$  and  $(2, 2, 15)_H$ , the SM singlet that break the rank of  $SO(10)$  is in  $(1, 3, 10)_H$ , while the  $SU(2)_W$  triplet Higgs that gives rise to a type II see-saw is in  $(3, 1, \overline{10})$ . Remember again that now the decomposition is under Pati-Salam, not the SM!

It is now relatively simple to guess the SM fermion masses for down quarks (D), up quarks (U), charged leptons (E) and neutrinos (N), valid for any number of generations:

$$M_D = v_{10}^d Y_{10} + v_{126}^d Y_{126} \tag{4.49}$$

$$M_U = v_{10}^u Y_{10} + v_{126}^u Y_{126} \tag{4.50}$$

$$M_E = v_{10}^d Y_{10} - 3v_{126}^d Y_{126} \tag{4.51}$$

$$M_N = -M_{\nu_D} M_{\nu_R}^{-1} M_{\nu_D} + M_{\nu_L} \tag{4.52}$$

where we defined the Dirac ( $\nu_D$ ), left Majorana ( $\nu_L$ ) and right Majorana ( $\nu_R$ ) neutrino masses as

$$M_{\nu_D} = v_{10}^u Y_{10} - 3v_{126}^u Y_{126} \tag{4.53}$$

$$M_{\nu_L} = v_L Y_{126} \tag{4.54}$$

$$M_{\nu_R} = v_R Y_{126} \tag{4.55}$$

and the vevs are

$$v_{10}^{u,d} = \langle (2, 2, 1)_H^{u,d} \rangle \quad , \quad v_{126}^{u,d} = \langle (2, 2, 15)_H^{u,d} \rangle \tag{4.56}$$

$$v_R = \langle (1, 3, 10)_H \rangle \quad , \quad v_L = \langle (3, 1, \overline{10})_H \rangle \tag{4.57}$$

The only thing that has to be still understood is the factor of  $-3$  in front of  $Y_{126}$  in  $M_E$  and  $M_{\nu_D}$ . It is due to the vev of the (traceless) adjoint 15 of  $SU(4)_C$  in  $(2, 2, 15)_H$ :

$$\langle 15_C \rangle \propto \text{diag}(1, 1, 1, -3) \tag{4.58}$$

and thus give an extra factor  $-3$  to leptons with respect to quarks.

Remember also that every left-right bidoublet  $(2, 2)$  is (as any chiral superfield spin 0 component) complex in supersymmetry, so there are two possible vevs, which we denoted with indices  $u$  and  $d$ .

Finally, we have still to specify how  $SO(10)$  gets broken to the SM, i.e. the Higgs sector. It turns out that on top of the fields I have mentioned so far (the matter  $16_F$  and the Higgses  $10_H$  and  $126_H$ ) we need two other representations, the 5 indices antisymmetric and anti-self-adjoint  $\overline{126}_H$  and the 4 indices antisymmetric 210.

Just to taste the predictiveness of this model, consider the case of 2 generations (let us talk about the heaviest two, the second and the third generation of the SM) and limit ourselves to the real case. We can always go into the basis in which  $Y_{10}$  for example is diagonal:

$$v_{10}^d Y_{10} = \begin{pmatrix} a & 0 \\ 0 & b \end{pmatrix}, \quad v_{126}^d Y_{126} = \begin{pmatrix} c & d \\ d & e \end{pmatrix} \quad (4.59)$$

Then the number of free parameters in the charged fermion sector is 7:

$$a, b, c, d, e, v_{10}^u/v_{10}^d, v_{126}^u/v_{126}^d \quad (4.60)$$

They can be determined by fitting 7 experimental data:

$$m_s, m_b, m_c, m_t, m_\mu, m_\tau, V_{cb} \quad (4.61)$$

With one single new parameter,

$$v_R/v_L \quad (4.62)$$

we can now calculate two measurable quantities from the neutrino sector (we assume here a normal hierarchy in the neutrino sector)

$$m_3/m_2 = \sqrt{|\Delta m_{31}^2/\Delta m_{21}^2|}, \quad \theta_{23} = \theta_{ATM} \quad (4.63)$$

so we have in total one prediction.

**Exercise:** Show that by increasing the number of generations one gets more predictions, assuming all parameters real.

Now let's see this fit in detail. Rewrite (4.49)-(4.51) as

$$M_U = D + S \quad (4.64)$$

$$M_D = r_1 D + r_2 S \quad (4.65)$$

$$M_E = r_1 D - 3r_2 S \quad (4.66)$$

Since all the matrices involved are symmetric we can invert them, i.e. calculate  $M_{U,D}$  in terms of  $S, D$

$$\begin{pmatrix} D \\ S \end{pmatrix} = \frac{1}{r_2 - r_1} \begin{pmatrix} r_2 & -1 \\ -r_1 & 1 \end{pmatrix} \begin{pmatrix} M_U \\ M_D \end{pmatrix} \quad (4.67)$$

and plug the expressions in the last equation to get

$$M_E = \frac{4r_1 r_2}{r_2 - r_1} M_U - \frac{3r_2 + r_1}{r_2 - r_1} M_D \quad (4.68)$$

From it we find two useful equations taking its trace, or trace its square:



$$TrM_E = \frac{4r_1r_2}{r_2 - r_1}TrM_U - \frac{3r_2 + r_1}{r_2 - r_1}TrM_D \quad (4.69)$$

$$\begin{aligned} TrM_E^2 &= \left(\frac{4r_1r_2}{r_2 - r_1}\right)^2 TrM_U^2 + \left(\frac{3r_2 + r_1}{r_2 - r_1}\right)^2 TrM_D^2 \\ &\quad - 2\left(\frac{4r_1r_2}{r_2 - r_1}\right)\left(\frac{3r_2 + r_1}{r_2 - r_1}\right) TrM_U M_D \end{aligned} \quad (4.70)$$

We know all the above traces, the last one being

$$TrM_U M_D = (m_t m_b + m_c m_s) - (m_t - m_c)(m_b - m_s)V_{cb}^2 \quad (4.71)$$

where we used the fact that in the  $M_U = M_U^d$  basis

$$M_D = V_{CKM}^T M_D^d V_{CKM} \quad (4.72)$$

Let's simplify the neutrino sector assuming that type II seesaw dominates. In this case

$$M_N = cS = \frac{c}{r_2 - r_1}(-r_1 M_U + M_D) \quad (4.73)$$

Two other invariant combinations can be found. The first one is

$$\frac{TrM_N^2}{(TrM_N)^2} = \frac{r_1^2 TrM_U^2 + TrM_D^2 - 2r_1 TrM_U M_D}{(-r_1 TrM_U + TrM_D)^2} \quad (4.74)$$

where the left-hand-side equals

$$\frac{1 + \left(\frac{m_3}{m_2}\right)^2}{\left(1 + \frac{m_3}{m_2}\right)^2} \quad (4.75)$$

must be compared to the experimental value (assuming a hierarchical neutrino spectrum<sup>5</sup>)

$$\left(\frac{m_3}{m_2}\right)^2 = \left|\frac{\Delta m_{ATM}^2}{\Delta m_{SOL}^2}\right| = 32 \pm 2 \quad (4.76)$$

Here and in the following we are using for the neutrino fit the values from [32, 33].

The second useful invariant is

$$\begin{aligned} \frac{TrM_N M_E}{TrM_N} &= \frac{1}{-r_1 TrM_U + TrM_D} \\ &\times \left[ \frac{-4r_1^2 r_2}{r_2 - r_1} TrM_U^2 - \frac{3r_2 + r_1}{r_2 - r_1} TrM_D^2 + \frac{r_1^2 + 7r_1 r_2}{r_2 - r_1} TrM_U M_D \right] \end{aligned} \quad (4.77)$$

where the left-hand-side is

---

<sup>5</sup>In the case of inverse hierarchy the two generation analysis is probably not a good approximation, since we would neglect a large mass.

$$\frac{\left(\frac{m_3}{m_2}m_\tau + m_\mu\right) - \left(\frac{m_3}{m_2} - 1\right)(m_\tau - m_\mu)V_{23}^2}{\frac{m_3}{m_2} + 1} \quad (4.78)$$

with the experimental value

$$V_{23}^2 = \sin^2 \theta_{ATM} = 0.51 \pm 0.06 \quad (4.79)$$

We have thus 4 equations (4.69), (4.70), (4.74) and (4.77) for two unknowns,  $r_1$  and  $r_2$ , clearly an overconstrained system. The idea is to consider a  $\chi^2$  analysis for all the observable involved (except the charged lepton masses, which are known too well). Remember that all these quantities must be evaluated at the GUT scale, which has been fortunately already done. We can use for example [34] for the masses, while the neutrino parameters and the value  $V_{cb} \approx 0.04 \pm 0.001$  [35] at  $M_Z$  do not change significantly, see for example [36] for a discussion on this point. Remember also that all the masses can have arbitrary sign, so there are all together  $2^5 = 32$  possibilities, since one mass can be fixed.

**Exercise:** Find numerically some local minima of  $\chi^2$  for the above case.

Instead of doing this numerical fit, let me mention an argument for why we may hope it will work. One of the main problems is to get a large atmospheric mixing angle and a small corresponding quark angle. Assuming as above that type II seesaw dominates, we have

$$M_N \propto S \propto M_D - M_E \quad (4.80)$$

i.e. explicitly in the basis  $M_E = M_E^d$  ( $\theta_D$  is the angle between  $M_D$  and  $M_E$ )

$$M_N \propto V(\theta_D) \begin{pmatrix} m_s & 0 \\ 0 & m_b \end{pmatrix} V^T(\theta_D) - \begin{pmatrix} m_\mu & 0 \\ 0 & m_\tau \end{pmatrix} \quad (4.81)$$

Small off-diagonal entries automatically give small  $V_{cb}$ , so we see that the only way to get a large atmospheric angle is to cancel as much as possible the 33 entry, which we obtain if  $m_b \approx m_\tau$ . This so called  $b - \tau$  unification is however a well-known phenomenon occurring in MSSM. Although not exact, it is typically correct up to 20-30%. So a large atmospheric angle can be connected to  $b - \tau$  unification, assuming type II seesaw dominates [37].

The realistic case of three generations and complex parameters is of course much more involved. Allowing an arbitrary Higgs sector several fits are possible and summarized for example in [38, 39, 40].

It is possible to fit all the data also in the minimal model with the Higgs superpotential described above, providing the gaugini and higgsini of MSSM lie at about 10-100 TeV, while the sfermions and the second Higgs are much heavier ( $10^{13}$  GeV or so), which does not spoil one-step unification (one version of the so-called split supersymmetry scenario). Such a model determines all the parameters, among others predicts all proton decay rates and a relatively large value of the yet unmeasured neutrino mixing angle  $\theta_{13}$  (see [41] and references therein). Notice that this prediction of a large  $\theta_{13}$  is now confirmed by T2K experiment [42].

Another possibility (for those who do not like the split susy scenario and almost nothing to find at LHC) is to include another multiplet, the 120. This has been recently done successfully. For details and references see [43] and the latest [44].

## 4.6 Proton decay in susy SO(10)

One last word regarding proton decay. It is similar to the SU(5) case, the dimension 5 decay dominating the rate unless the sfermions are too heavy. There are though more color triplets mediating it. They live in  $10_H$ ,  $126_H$ ,  $\overline{126}_H$  and  $210_H$ . They mix, so that their mass matrix is certainly not diagonal. But only some elements are coupled to the SM fermions, and thus only some entries of the inverse mass matrix are important for the proton decay rate. It is thus at least in principle possible to arrange cancellations if the rate becomes dangerously large. For detailed studies see for example [45, 46].

## 5 Does nucleon decay mean grand unification?

Let me briefly just ask the following question: if we measure nucleon decay, how do we know it is a consequence of grand unification? In fact other possible set-ups like R-parity violating supersymmetry can lead to similar decays. The answer to such a question is hard, but there are some decays that cannot come from grand unification.

It is possible to show in general that a dimension 6 nucleon decay operator can have only the form [47]

$$qqql + \bar{q}\bar{q}\bar{q}\bar{l} \quad (5.1)$$

where by  $q$  we mean  $Q$ ,  $u^c$  or  $d^c$ , etc. All the operators (2.78), (2.83) and (3.26) we have derived in SU(5) were of this form. We measure nucleon and not antinucleon decays, so channels like

$$n \rightarrow K^\pm l^\mp \quad (5.2)$$

cannot come from operators (5.1), since they need to either produce a final  $s$ -quark (in  $K^- = \bar{u}s$ ) or a final  $l^-$ .

Operators that lead to (5.2) must contain a Higgs doublet and are higher-dimensional. They are thus suppressed by a further power of the cutoff scale and are negligible if the cutoff is the grand unification scale. An experimental evidence for decay (5.2) would point toward a low energy baryon and lepton number violation, not grand unification.

## 6 Conclusion

There were many aspects of grand unification not considered in these lectures. Let me just mention the groups SU(6) and  $E_6$ , the SO(10) models with  $16_H$  instead of  $126_H$ , non-supersymmetric SO(10), etc. They would need more time, and each of these models has its advantages but also drawbacks. It is correct to say that at the moment there is no really satisfactory model of grand unification. What prevents to be such are the successful solution to the doublet-triplet splitting problem, the origin of supersymmetry breaking and a better understanding of the hierarchies in general. But these are problems present in any physics beyond the standard model as well in the standard model itself. What grand unified theories do is what any physical theory should do: connect different phenomena. And GUTs provide links between proton decay, fermion masses and gauge symmetries.

## Acknowledgements

It is a pleasure to thank the organizers (and particularly Goran Senjanović) for the invitation to ICTP summer school 2011, and Junji Hisano for the invitation to visit KMI in November-December 2017, during which these notes were used. The author acknowledges the financial support from the Slovenian Research Agency (research core funding No. P1-0035).

## References

- [1] Goran Senjanović, “Neutrino Mass and Grand Unification”,  
<http://physics.puchd.ac.in/sercxxv/prerequisites/G.SenjanovicLectures.pdf>
- [2] R. N. Mohapatra, “Unification And Supersymmetry. The Frontiers Of Quark - Lepton Physics”, Springer-Verlag (1986).
- [3] G. G. Ross, “Grand Unified Theories”, Benjamin/Cummings (1985) .
- [4] R. N. Mohapatra, “Supersymmetric grand unification: An Update,” [hep-ph/9911272].
- [5] H. Georgi, H. R. Quinn and S. Weinberg, “Hierarchy of Interactions in Unified Gauge Theories,” Phys. Rev. Lett. **33** (1974) 451.
- [6] H. Georgi and S. L. Glashow, “Unity of All Elementary Particle Forces,” Phys. Rev. Lett. **32** (1974) 438.
- [7] M. Ambrosio *et al.* [ MACRO Collaboration ], “Final results of magnetic monopole searches with the MACRO experiment,” Eur. Phys. J. **C25** (2002) 511-522. [hep-ex/0207020].
- [8] B. Bajc and G. Senjanović, “Seesaw at Lhc,” JHEP **0708** (2007) 014 [arXiv:hep-ph/0612029].
- [9] B. Bajc, M. Nemevšek and G. Senjanović, “Probing Seesaw at Lhc,” Phys. Rev. D **76** (2007) 055011 [arXiv:hep-ph/0703080].
- [10] B. Bajc, S. Lavignac and T. Mede, “Resurrecting the Minimal Renormalizable Supersymmetric  $SU(5)$  Model,” JHEP **1601** (2016) 044 [arXiv:1509.06680 [hep-ph]].
- [11] B. Bajc, “A short introduction to supersymmetry”,  
<http://www-f1.ijs.si/bajc/susy.pdf>
- [12] B. Bajc, “Introduction to supersymmetry”,  
<http://www-f1.ijs.si/bajc/introsusy.pdf>
- [13] V. Lucas and S. Raby, “Nucleon Decay in a Realistic  $SO(10)$  SUSY Gut,” Phys. Rev. D **55** (1997) 6986 [arXiv:hep-ph/9610293].
- [14] T. Goto and T. Nihei, “Effect of Rrrr Dimension Five Operator on the Proton Decay in the Minimal  $SU(5)$  SUGRA GUT Model,” Phys. Rev. D **59** (1999) 115009 [arXiv:hep-ph/9808255].

- [15] J. Hisano, H. Murayama and T. Yanagida, “Nucleon Decay in the Minimal Supersymmetric  $SU(5)$  Grand Unification,” Nucl. Phys. B **402** (1993) 46 [arXiv:hep-ph/9207279].
- [16] H. Murayama and A. Pierce, “Not Even Decoupling Can Save Minimal Supersymmetric  $SU(5)$ ,” Phys. Rev. D **65** (2002) 055009 [arXiv:hep-ph/0108104].
- [17] B. Bajc, P. Fileviez Perez and G. Senjanović, “Minimal Supersymmetric  $SU(5)$  Theory and Proton Decay: Where Do We Stand?,” arXiv:hep-ph/0210374.
- [18] W. J. Marciano and G. Senjanović, “Predictions of Supersymmetric Grand Unified Theories,” Phys. Rev. D **25** (1982) 3092.
- [19] S. Weinberg, “Does Gravitation Resolve the Ambiguity Among Supersymmetry Vacua?,” Phys. Rev. Lett. **48** (1982) 1776-1779.
- [20] G. F. Giudice and R. Rattazzi, “R-Parity Violation and Unification,” Phys. Lett. B **406** (1997) 321 [arXiv:hep-ph/9704339].
- [21] C. S. Aulakh and R. N. Mohapatra, “Implications of Supersymmetric  $SO(10)$  Grand Unification,” Phys. Rev. D **28** (1983) 217.
- [22] T. E. Clark, T. K. Kuo and N. Nakagawa, “A  $SO(10)$  Supersymmetric Grand Unified Theory,” Phys. Lett. B **115** (1982) 26.
- [23] F. Wilczek and A. Zee, “Families from Spinors,” Phys. Rev. D **25** (1982) 553.
- [24] C. S. Aulakh and A. Girdhar, “ $SO(10)$  a La Pati-Salam,” Int. J. Mod. Phys. A **20** (2005) 865 [arXiv:hep-ph/0204097].
- [25] R. N. Mohapatra and G. Senjanović, “Neutrino Mass and Spontaneous Parity Non-conservation,” Phys. Rev. Lett. **44** (1980) 912.
- [26] R. N. Mohapatra and G. Senjanović, “Neutrino Masses and Mixings in Gauge Models with Spontaneous Parity Violation,” Phys. Rev. D **23** (1981) 165.
- [27] G. Lazarides, Q. Shafi and C. Wetterich, “Proton Lifetime and Fermion Masses in an  $SO(10)$  Model,” Nucl. Phys. B **181** (1981) 287.
- [28] K. S. Babu and R. N. Mohapatra, “Predictive Neutrino Spectrum in Minimal  $SO(10)$  Grand Unification,” Phys. Rev. Lett. **70** (1993) 2845 [arXiv:hep-ph/9209215].
- [29] R. Slansky, “Group Theory for Unified Model Building,” Phys. Rept. **79** (1981) 1.
- [30] C. S. Aulakh, B. Bajc, A. Melfo, G. Senjanović and F. Vissani, “The Minimal Supersymmetric Grand Unified Theory,” Phys. Lett. B **588** (2004) 196 [arXiv:hep-ph/0306242].
- [31] B. Bajc, A. Melfo, G. Senjanović and F. Vissani, “The Minimal Supersymmetric Grand Unified Theory. I: Symmetry Breaking and The Particle Spectrum,” Phys. Rev. D **70** (2004) 035007 [arXiv:hep-ph/0402122].

- [32] A. Strumia and F. Vissani, “Neutrino Masses and Mixings And..,” arXiv:hep-ph/0606054.
- [33] T. Schwetz, M. Tortola and J. W. F. Valle, “Global Neutrino Data and Recent Reactor Fluxes: Status of Three-Flavour Oscillation Parameters,” *New J. Phys.* **13** (2011) 063004 [arXiv:1103.0734 [hep-ph]].
- [34] Z. z. Xing, H. Zhang and S. Zhou, “Updated Values of Running Quark and Lepton Masses,” *Phys. Rev. D* **77** (2008) 113016 [arXiv:0712.1419 [hep-ph]].
- [35] K. Nakamura et al. (Particle Data Group), *J. Phys. G* **37**, 075021 (2010).
- [36] C. R. Das and M. K. Parida, “New Formulas and Predictions for Running Fermion Masses at Higher Scales In Sm, 2Hdm, and Mssm,” *Eur. Phys. J. C* **20** (2001) 121 [arXiv:hep-ph/0010004].
- [37] B. Bajc, G. Senjanović and F. Vissani, “B - Tau Unification and Large Atmospheric Mixing: a Case for Non-Canonical See-Saw,” *Phys. Rev. Lett.* **90** (2003) 051802 [arXiv:hep-ph/0210207].
- [38] S. Bertolini, T. Schwetz and M. Malinsky, “Fermion Masses and Mixings in SO(10) Models and the Neutrino Challenge to Susy Guts,” *Phys. Rev. D* **73** (2006) 115012 [arXiv:hep-ph/0605006].
- [39] K. S. Babu and C. Macesanu, “Neutrino Masses and Mixings in a Minimal SO(10) Model,” *Phys. Rev. D* **72** (2005) 115003 [arXiv:hep-ph/0505200].
- [40] H. S. Goh, R. N. Mohapatra and S. P. Ng, “Minimal SUSY SO(10), B Tau Unification and Large Neutrino Mixings,” *Phys. Lett. B* **570** (2003) 215 [arXiv:hep-ph/0303055].
- [41] B. Bajc, I. Doršner and M. Nemevšek, “Minimal SO(10) Splits Supersymmetry,” *JHEP* **0811** (2008) 007 [arXiv:0809.1069 [hep-ph]].
- [42] See for example the talk of W. J. Marciano at this school, <http://users.ictp.it/smr2244/Marciano3.pdf>.
- [43] C. S. Aulakh and S. K. Garg, “Nmsgut Ii: Pinning the Nmsgut@Lhc,” arXiv:0807.0917 [hep-ph].
- [44] C. S. Aulakh, ”NMSGUT-III:Grand Unification Upended”, to appear soon (June 2011).
- [45] T. Fukuyama, A. Ilakovac, T. Kikuchi, S. Meljanac and N. Okada, “General Formulation for Proton Decay Rate in Minimal Supersymmetric SO(10) Gut,” *Eur. Phys. J. C* **42** (2005) 191 [arXiv:hep-ph/0401213].
- [46] B. Dutta, Y. Mimura and R. N. Mohapatra, “Suppressing Proton Decay in the Minimal SO(10) Model,” *Phys. Rev. Lett.* **94** (2005) 091804 [arXiv:hep-ph/0412105].
- [47] For a recent short review on proton decay see for example G. Senjanović, “Proton Decay and Grand Unification,” *AIP Conf. Proc.* **1200** (2010) 131 [arXiv:0912.5375 [hep-ph]] and references therein.